

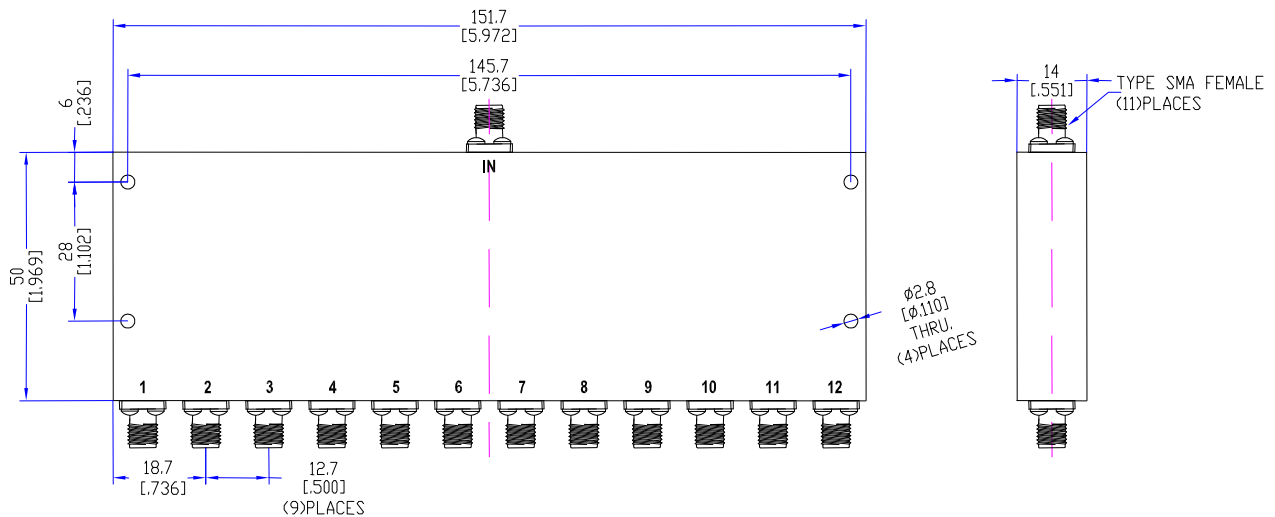
Model TPD60180A12

Features

Excellent phase & amplitude balance
 Low Insertion Loss & VSWR
 High Isolation

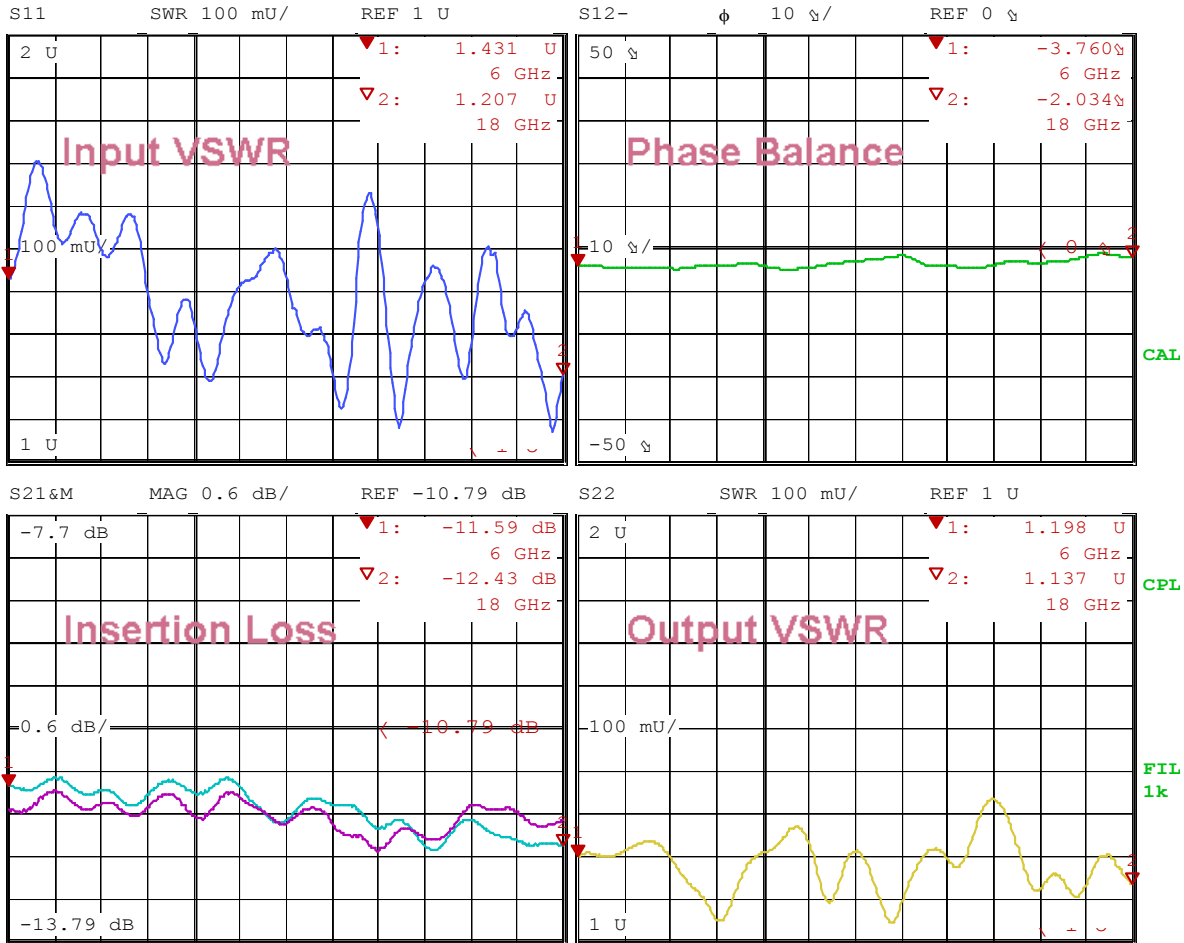
Technical Data Sheet			
Frequency Range	6~18GHz	Finish	Painted Blue_ RAL #5007
Insertion Loss	≤2.2dB (Above 10.79dB Split)	Connector Body	Passivated Stainless Steel
VSWR	Input ≤1.80:1 Output ≤1.65:1	Housing	Aluminum, 6061 T6 Clear Chem Conversion Film
Isolation	≥16dB	Connector Pin	Beryllium Copper, Gold Plate
Amplitude Balance	≤±0.9dB	Solder	Lead Free, RoHS Compliant
Phase Balance	≤±12°	Operating Temperature	-55~+85°C
¹ Power Handling	Forward ≤30Watt; Reversed ≤1Watt	Operating Humidity	Up to 95%, Non- Condensing
Impedance	50Ω	Weight	300g
Port Connectors	SMA-Female		

¹Power Handling guaranteed when load's VSWR within 1.50:1.



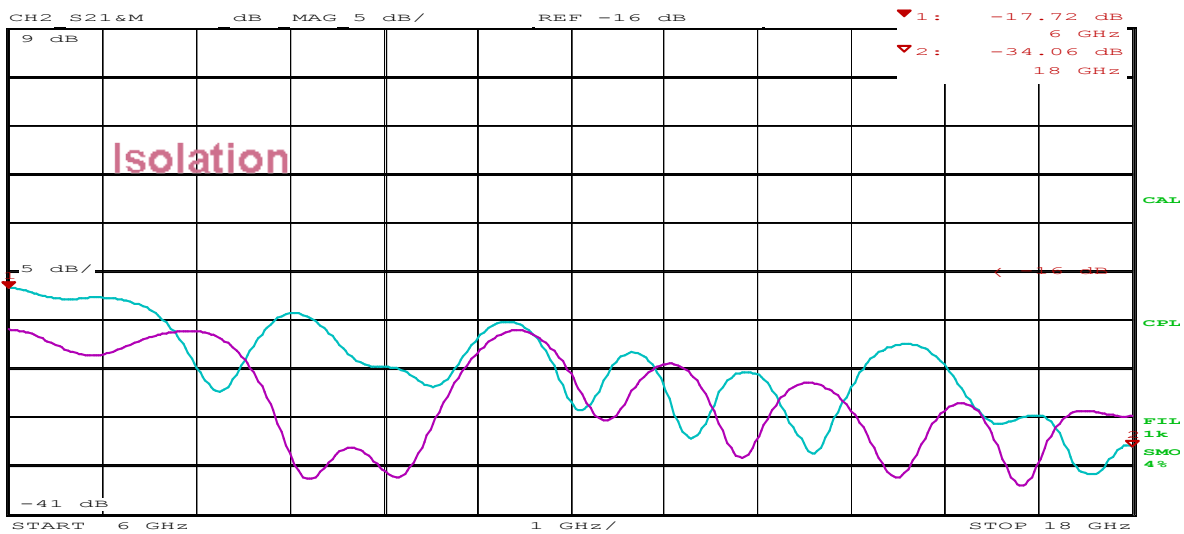
Typical Performance

1. Insertion Loss, Amplitude &Phase Balance ,VSWR



Date: 26.AUG.16 11:23:18

2. Isolation



Date: 26.AUG.16 11:25:39

