

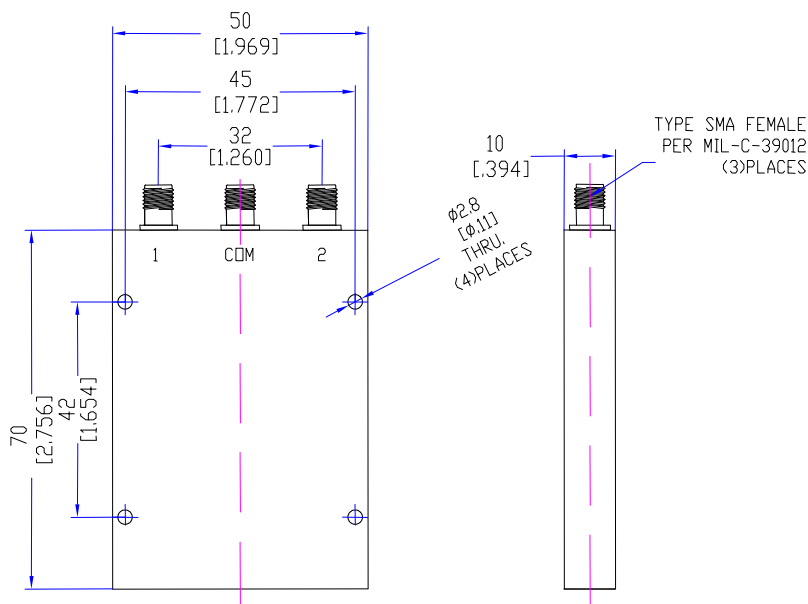
Model TPD0420A2

Features

Excellent phase& amplitude balance
 Low Insertion Loss& VSWR
 High Isolation

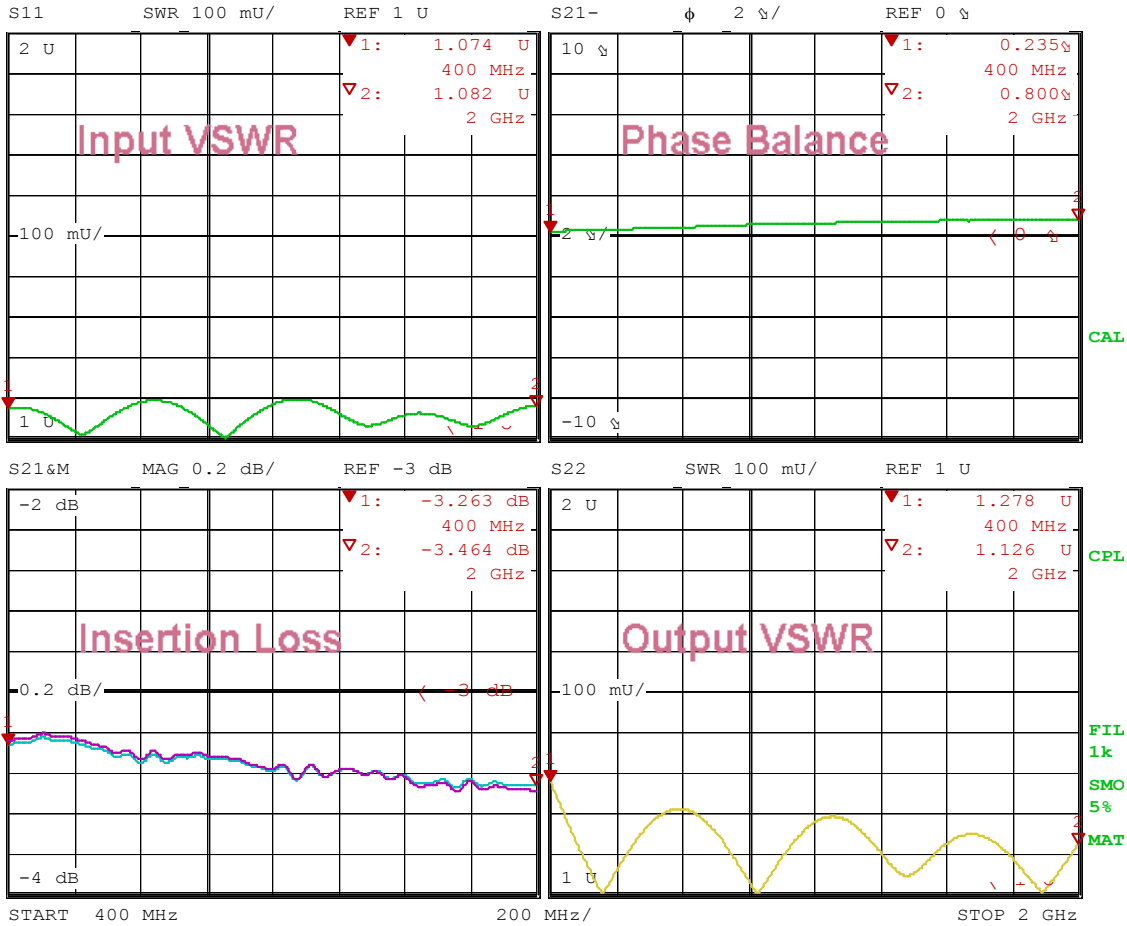
Technical Data Sheet			
Frequency Range	0.4~2.0GHz	Finish	Painted Blue_ RAL #5007
Insertion Loss	≤0.6dB (Above 3.01dB Split)	Connector Body	Brass, Tri-Alloy Plate
VSWR	Input ≤1.30:1 Output ≤1.20:1	Housing	Aluminum, 6061 T6 Clear Chem Conversion Film
Isolation	≥18dB	Connector Pin	Beryllium Copper, Gold Plate
Amplitude Balance	≤±0.2dB	Solder	Lead Free, RoHS Compliant
Phase Balance	≤±2°	Operating Temperature	-55~+85°C
¹ Power Handling	Forward ≤30Watt; Reversed ≤1Watt	Operating Humidity	Up to 95%, Non- Condensing
Impedance	50Ω	Weight	
Port Connectors	SMA-Female		

¹Power Handling guaranteed when load's VSWR within 1.50:1.



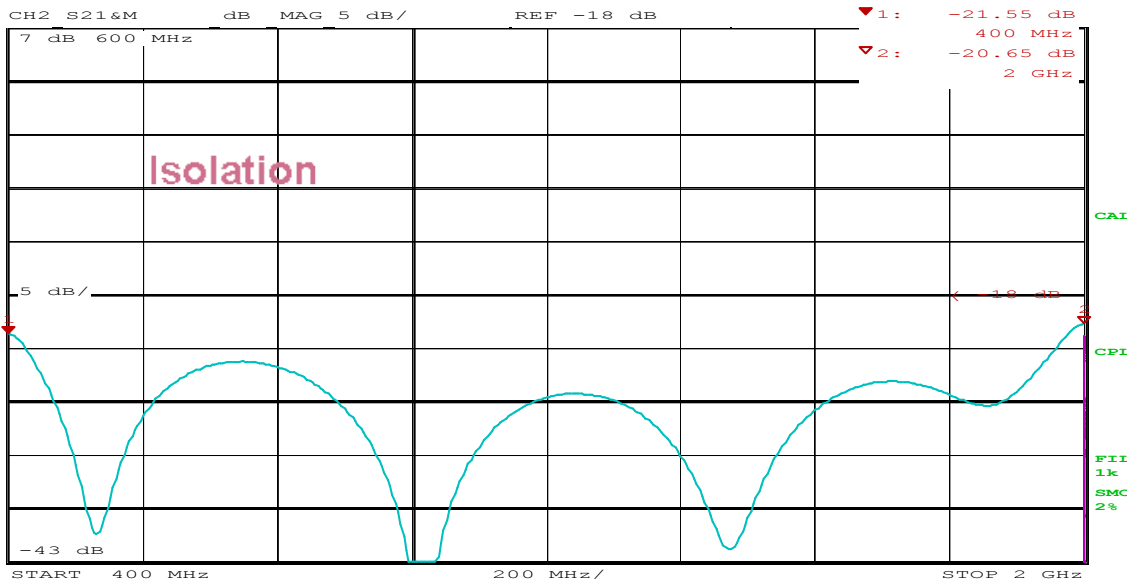
Typical Performance

1. Insertion Loss, Amplitude & Phase Balance ,VSWR



Date: 17.SEP.15 16:58:47

2. Isolation



Date: 17.SEP.15 16:55:29

