

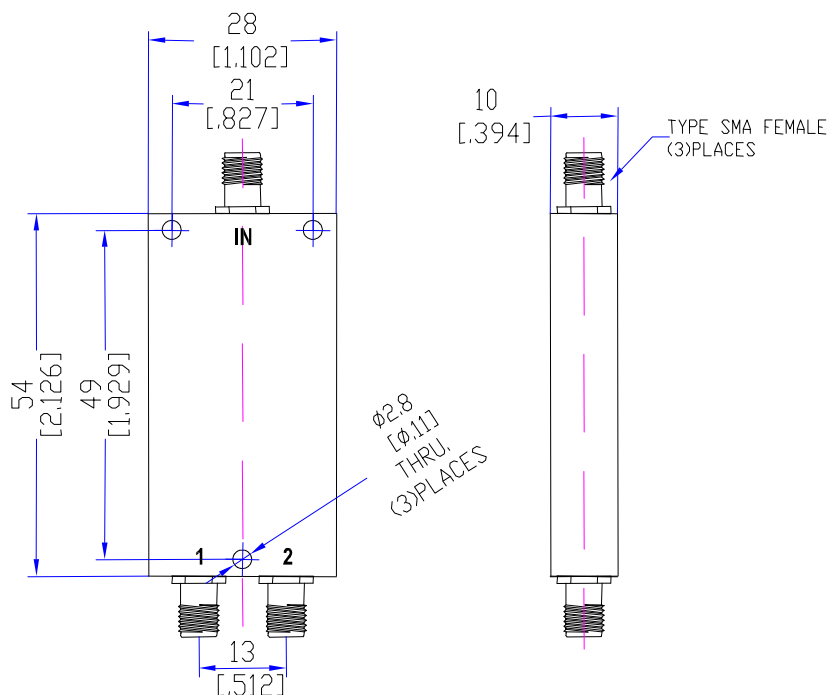
Model TPD0520A2

Features

Excellent phase & amplitude balance
Low Insertion Loss & VSWR
High Isolation

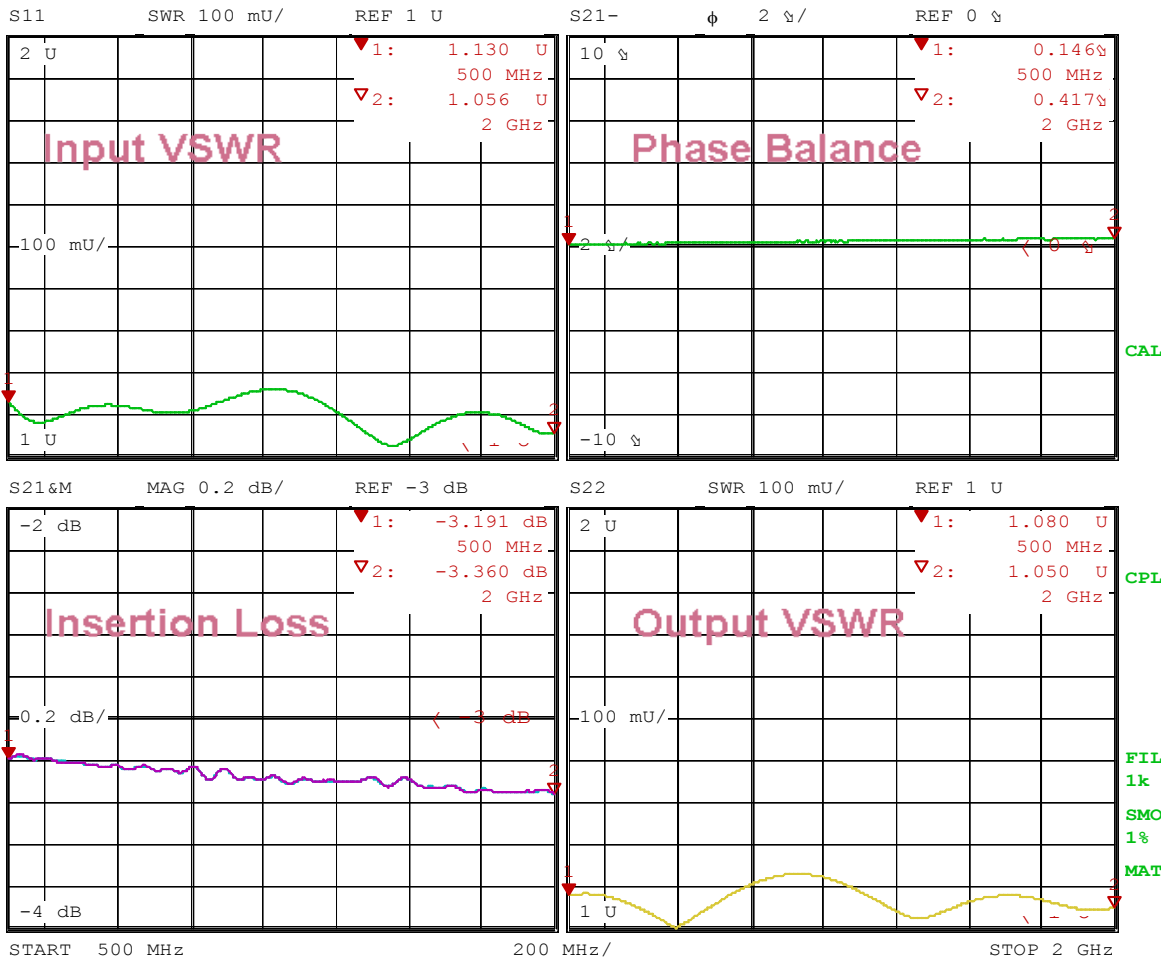
Technical Data Sheet			
Frequency Range	0.5~2.0GHz	Finish	Painted Blue_ RAL #5007
Insertion Loss	≤0.5dB (Above 3.01dB Split)	Connector Body	Brass, Tri-Alloy Plate
VSWR	Input ≤1.20:1 Output ≤1.15:1	Housing	Aluminum, 6061 T6 Clear Chem Conversion Film
Isolation	≥23dB	Connector Pin	Beryllium Copper, Gold Plate
Amplitude Balance	≤0.2dB	Solder	Lead Free, RoHS Compliant
Phase Balance	≤2°	Operating Temperature	-55~+85°C
¹ Power Handling	Forward ≤30Watt; Reversed ≤1Watt	Operating Humidity	Up to 95%, Non- Condensing
Impedance	50Ω	Weight	30g
Port Connectors	SMA-Female		

¹Power Handling guaranteed when load's VSWR within 1.50:1.



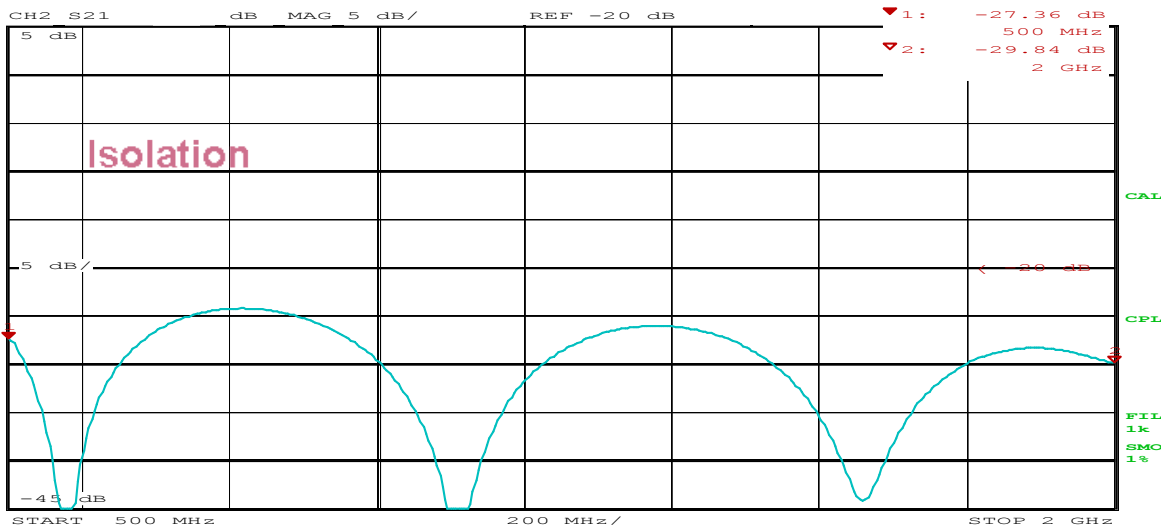
Typical Performance

1. Insertion Loss, Amplitude & Phase Balance ,VSWR



Date: 12.MAR.15 13:40:59

2. Isolation



Date: 12.MAR.15 14:00:06

