

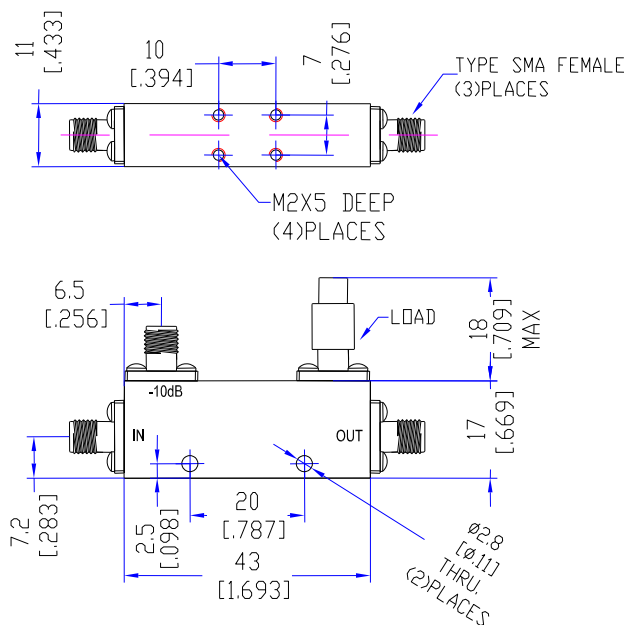
## Model TDC20180A10

### Features

Low VSWR  
High Directivity  
Broadband & Miniature Size

Technical Data Sheet			
Frequency Range	2~18GHz	Finish	Painted Blue_ RAL #5007
Insertion Loss	≤0.7dB (Excl. Coupling Loss 0.46dB)	Connector Body	Passivated Stainless Steel
Coupling Factor	≤10±0.7dB	Housing	Aluminum, 6061 T6 Clear Chem Conversion Film
Coupling Sensitivity	≤±0.7dB	Connector Pin	Beryllium Copper, Gold Plate
Directivity	≥15dB	Solder	Lead Free, RoHS Compliant
VSWR	Primary ≤1.40:1 Secondary ≤1.40:1	Operating Temperature	-55~+85°C
<sup>1</sup> Power Handling	Incident ≤50Watt; Reflected ≤2Watt	Operating Humidity	Up to 95%, Non- Condensing
Impedance	50Ω	Weight	30g
Port Connectors	SMA-Female		

<sup>1</sup>Power Handling guaranteed when load's VSWR within 1.50:1.

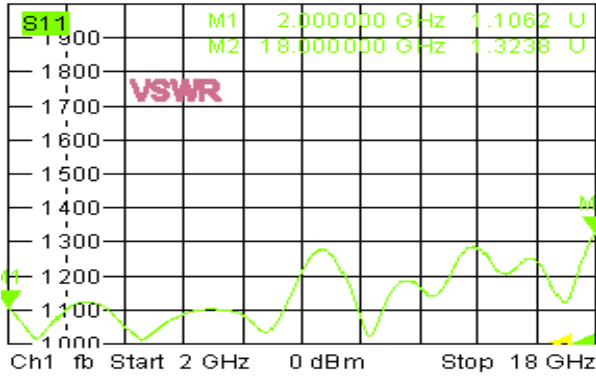


## Typical Performance

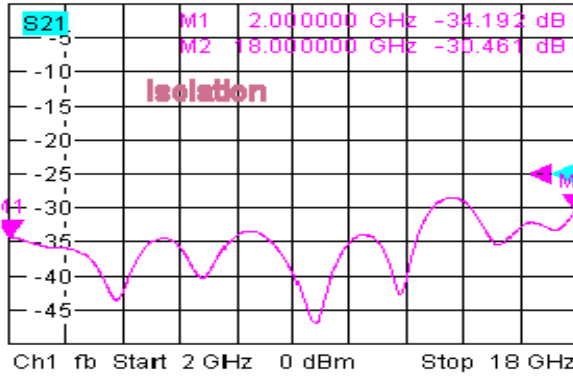
### 1. Coupling Factor & Sensitivity, Isolation, VSWR



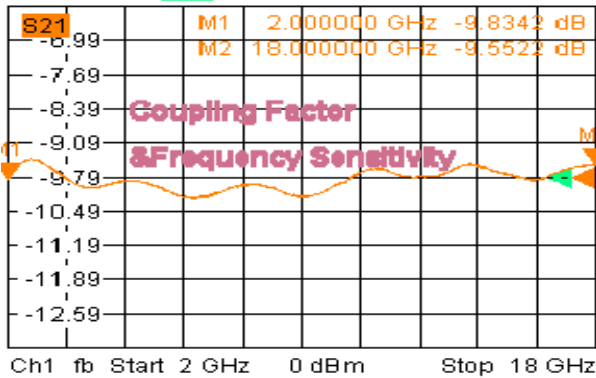
Trc1 **S11** SWR 100 mU/ Ref1 U Cal  
 Mem5[Trc1] **S11** SWR 100 mU/ Ref1 U Invisi



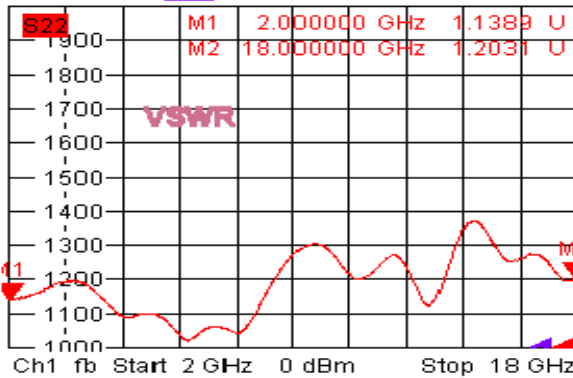
Trc2 **S21** dB Mag 5 dB / Ref-25 dB II  
 Mem6[Trc2] **S21** dB Mag 5 dB / Ref-25 dB



Trc3 **S21** dB Mag 0.7 dB / Ref-9.79 dB  
 Mem7[Trc3] **S21** dB Mag 0.7 dB / Ref-9.79 dB



Trc4 **S22** SWR 100 mU/ Ref1 U Cal  
 Mem8[Trc4] **S22** SWR 100 mU/ Ref1 U Invi

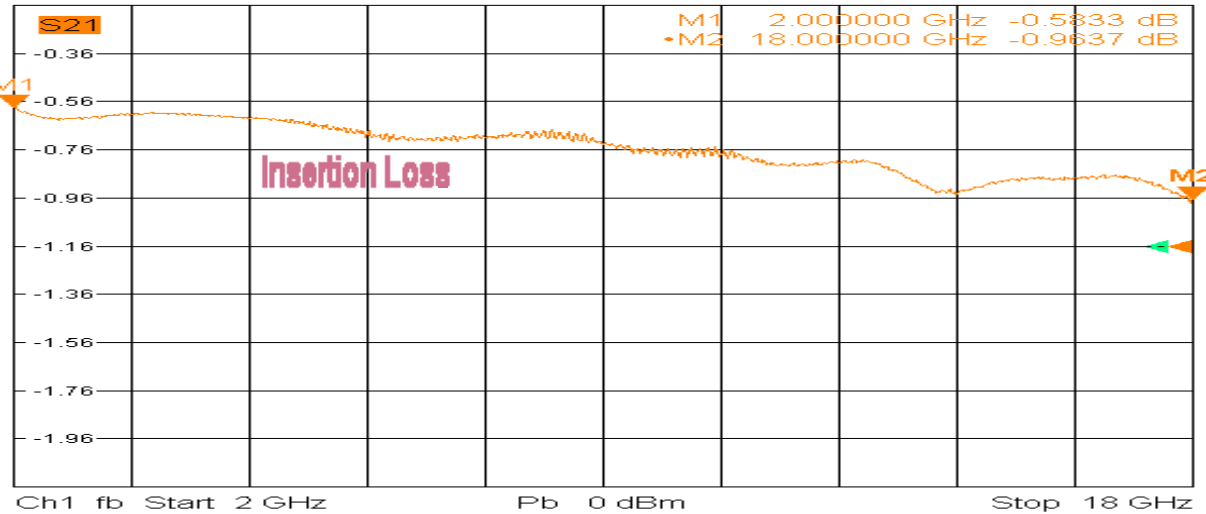


4/28/2019, 10:52 PM

### 2. Insertion Loss



Trc3 **S21** dB Mag 0.2 dB / Ref-1.16 dB Cal Math 3 (Max)  
 Mem7[Trc3] **S21** dB Mag 0.2 dB / Ref-1.16 dB Invisible



4/28/2019, 11:03 PM

