

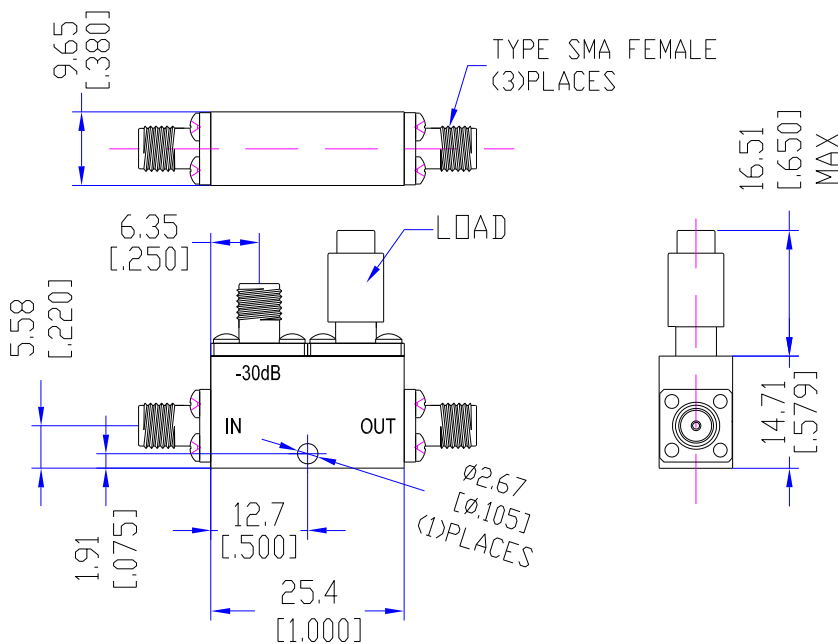
## Model TDC40180A30A

### Features

Low VSWR  
High Directivity  
Broadband & Miniature Size

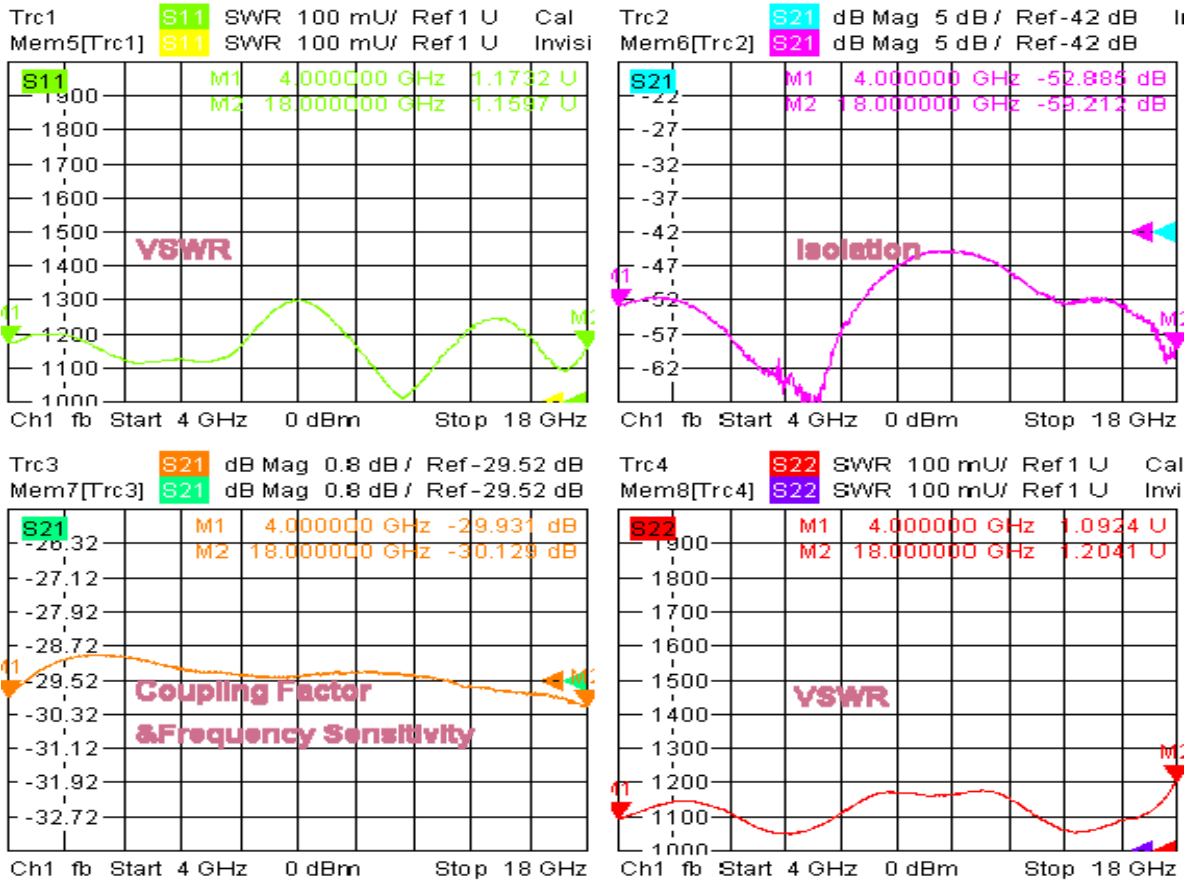
Technical Data Sheet			
Frequency Range	4~18GHz	Finish	Painted Blue_ RAL #5007
Insertion Loss	≤0.7dB (Excl. Coupling Loss 0.01dB)	Connector Body	Passivated Stainless Steel
Coupling Factor	≤30±1dB	Housing	Aluminum, 6061 T6 Clear Chem Conversion Film
Coupling Sensitivity	≤±1dB	Connector Pin	Beryllium Copper, Gold Plate
Directivity	≥12dB	Solder	Lead Free, RoHS Compliant
VSWR	Primary ≤1.40:1 Secondary ≤1.40:1	Operating Temperature	-55~+85°C
<sup>1</sup> Power Handling	Incident ≤30Watt; Reflected ≤30Watt	Operating Humidity	Up to 95%, Non- Condensing
Impedance	50Ω	Weight	20g
Port Connectors	SMA-Female		

<sup>1</sup>Power Handling guaranteed when load's VSWR within 1.50:1.



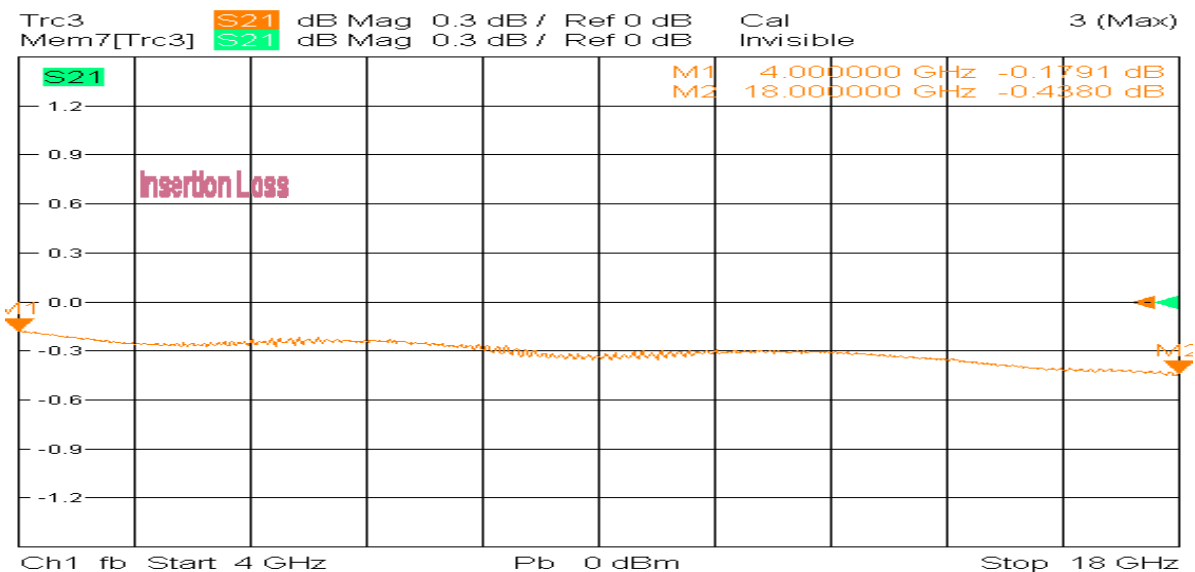
## Typical Performance

### 1. Coupling Factor & Sensitivity, Isolation, VSWR



4/12/2019, 4:50 AM

### 2. Insertion Loss



4/12/2019, 4:53 AM

