

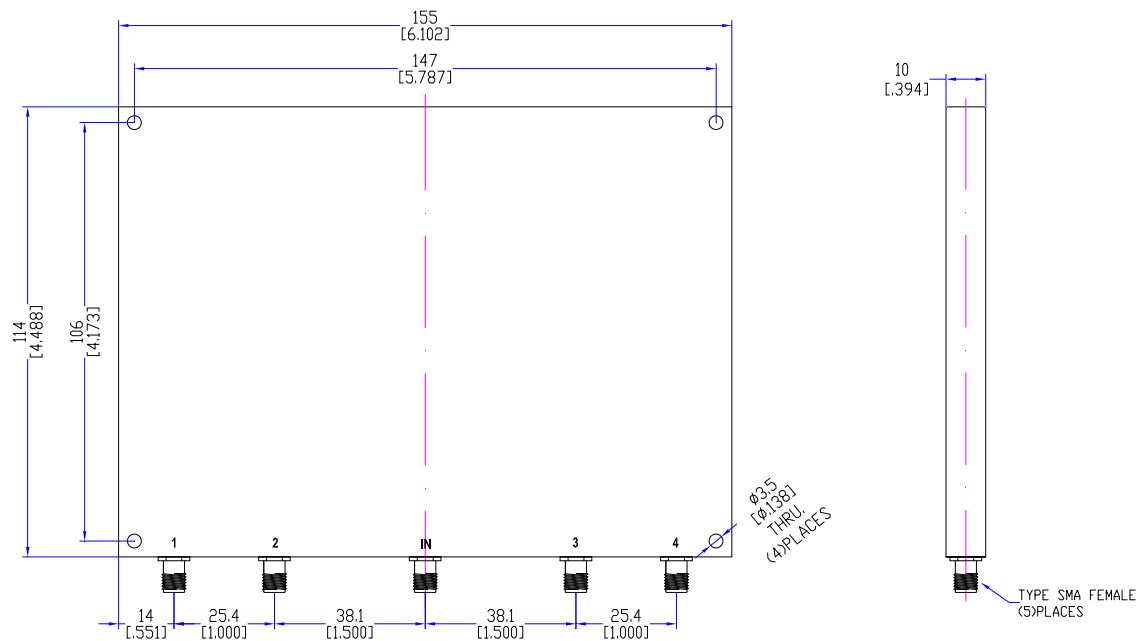
Model TPD0430A4

Features

Excellent phase & amplitude balance
 Low Insertion Loss & VSWR
 High Isolation

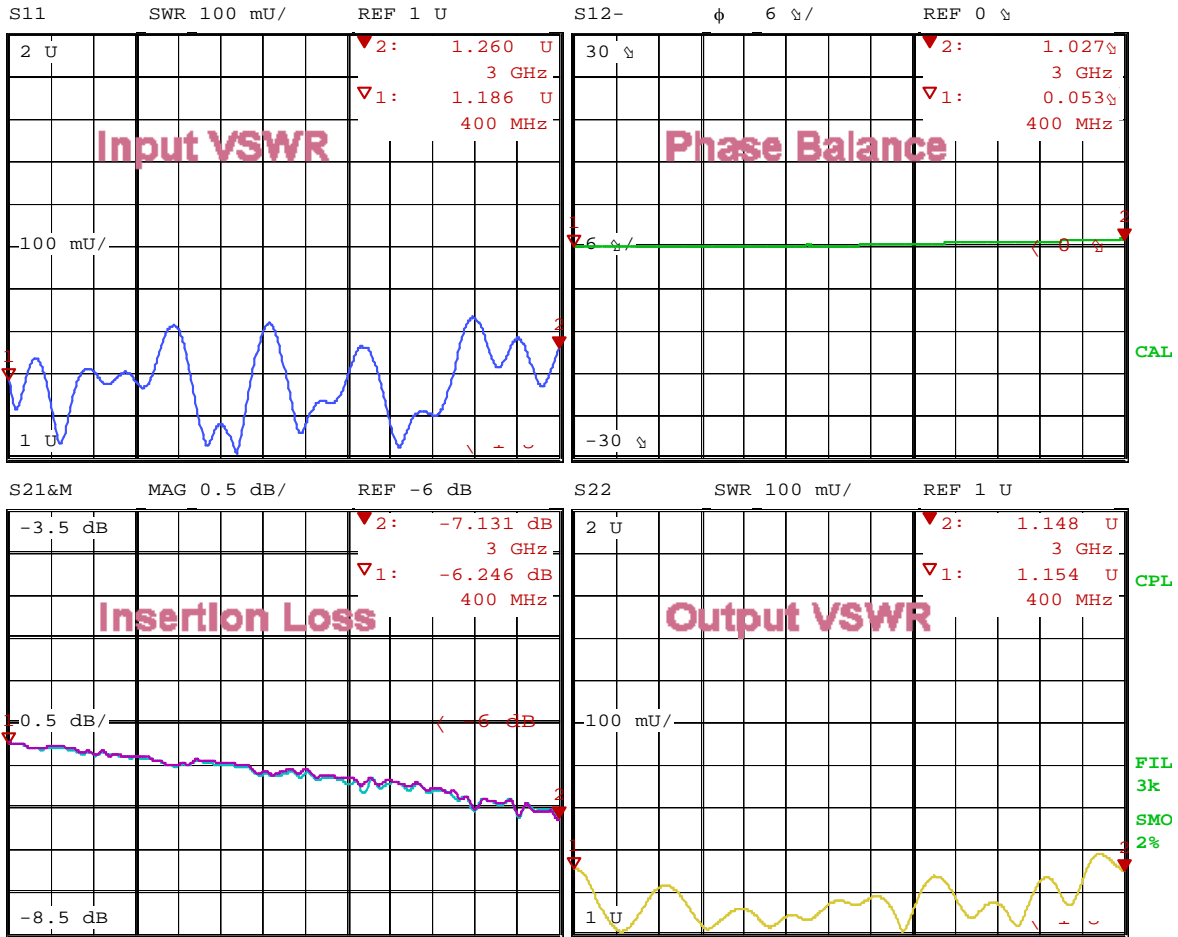
Technical Data Sheet			
Frequency Range	0.4~3GHz	Finish	Painted Blue_ RAL #5007
Insertion Loss	≤1.8dB (Above 6.02dB Split)	Connector Body	Brass, Tri-Alloy Plate
VSWR	≤1.50:1	Housing	Aluminum, 6061 T6 Clear Chem Conversion Film
Isolation	≥17dB	Connector Pin	Beryllium Copper, Gold Plate
Amplitude Balance	≤±0.5dB	Solder	Lead Free, RoHS Compliant
Phase Balance	≤±6°	Operating Temperature	-55~+85°C
¹ Power Handling	Forward ≤75Watt; Reversed ≤5Watt	Operating Humidity	Up to 95%, Non-Condensing
Impedance	50Ω	Weight	260g
Port Connectors	SMA-Female		

¹Power Handling guaranteed when load's VSWR within 1.50:1.



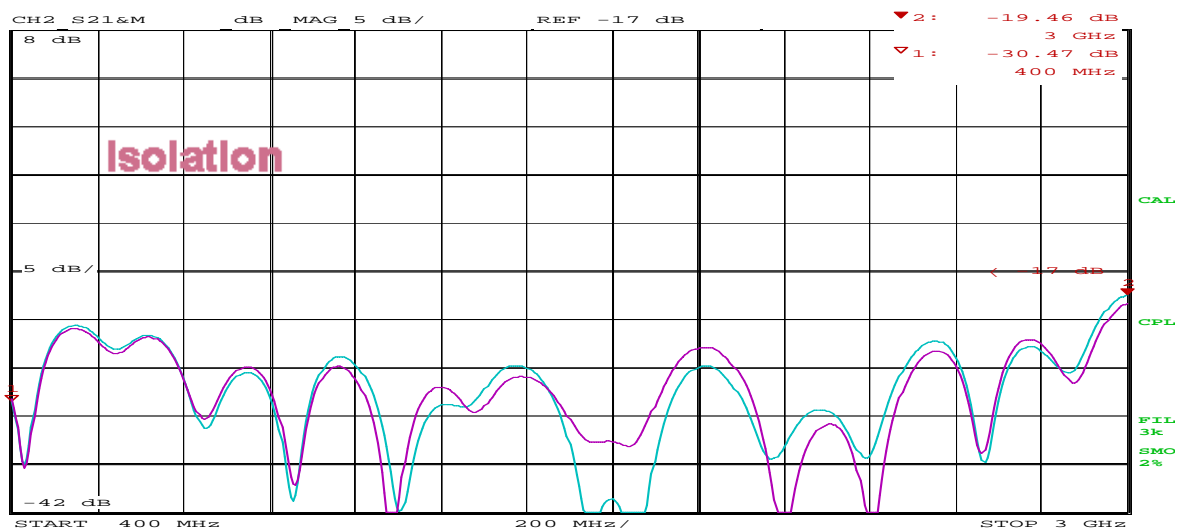
Typical Performance

1. Insertion Loss, Amplitude & Phase Balance, VSWR



Date: 27.NOV.17 14:45:29

2. Insertion Loss



Date: 27.NOV.17 14:49:40

