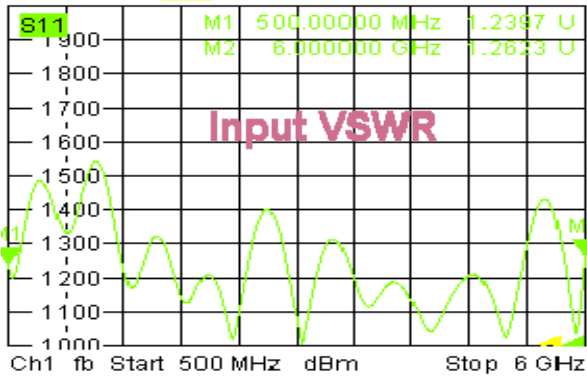


Typical Performance

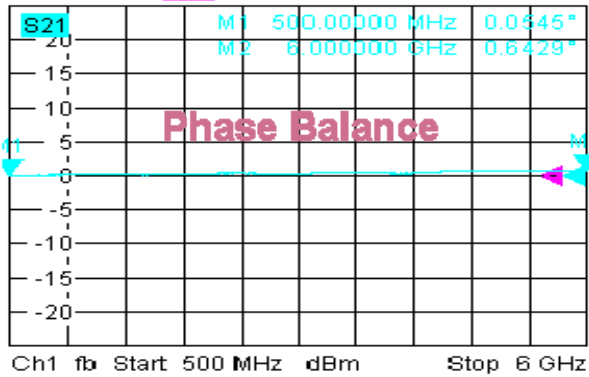
1. Insertion Loss, Amplitude & Phase Balance, VSWR



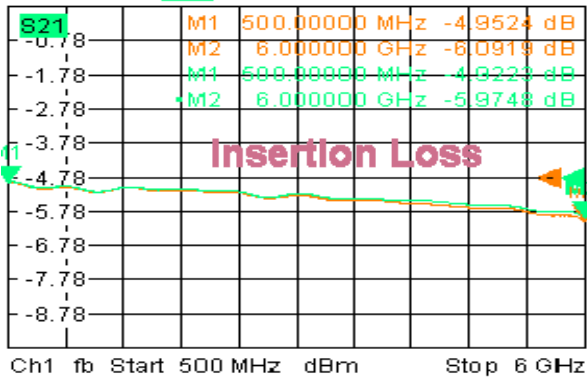
Trc1 **S11** SWR 100 mU/ Ref 1 U Cal
 Mem5[Trc1] **S11** SWR 100 mU/ Ref 1 U Invis



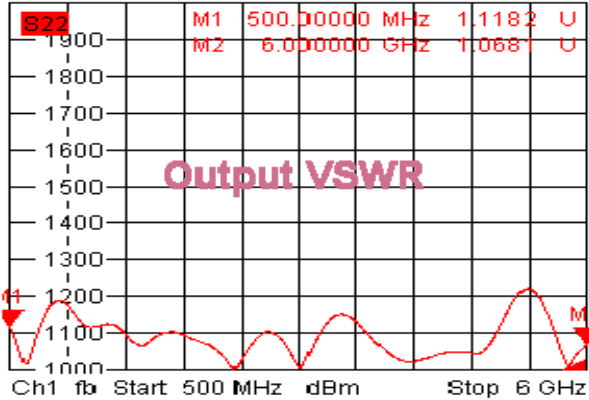
Trc2 **S21** Phase 5° / Ref 0° Cal Math
 Mem6[Trc2] **S21** Phase 5° / Ref 0° Invisible



Trc3 **S21** dB Mag 1 dB / Ref -4.78 dB
 Mem7[Trc3] **S21** dB Mag 1 dB / Ref -4.78 dB



Trc4 **S22** SWR 100 mU/ Ref 1 U Cal 4

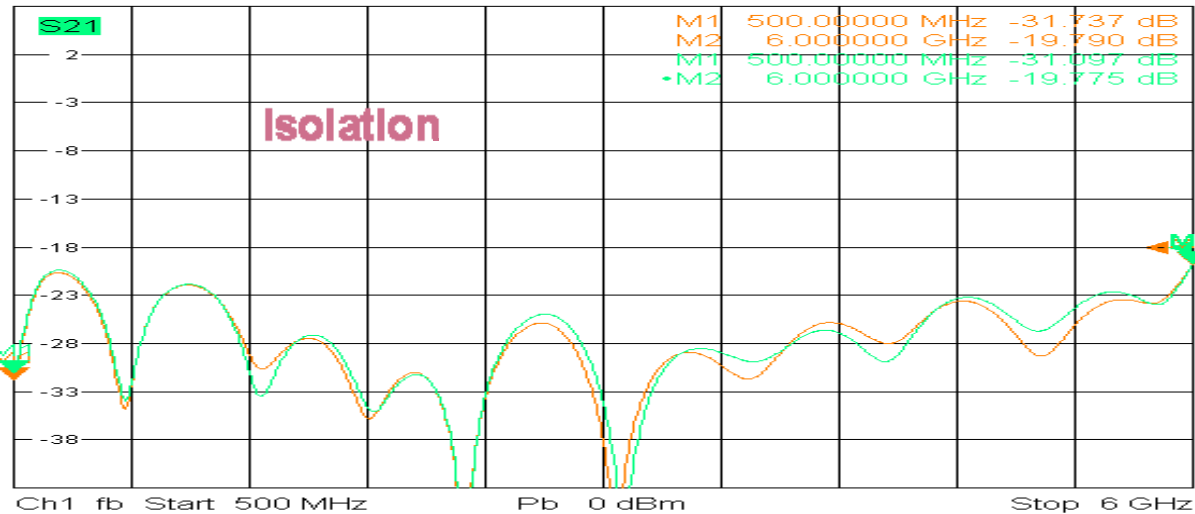


8/6/2018, 2:40 PM

2. Isolation



Trc3 **S21** dB Mag 5 dB / Ref -18 dB Cal 3 (Max)
 Mem7[Trc3] **S21** dB Mag 5 dB / Ref -18 dB



8/6/2018, 2:52 PM

