

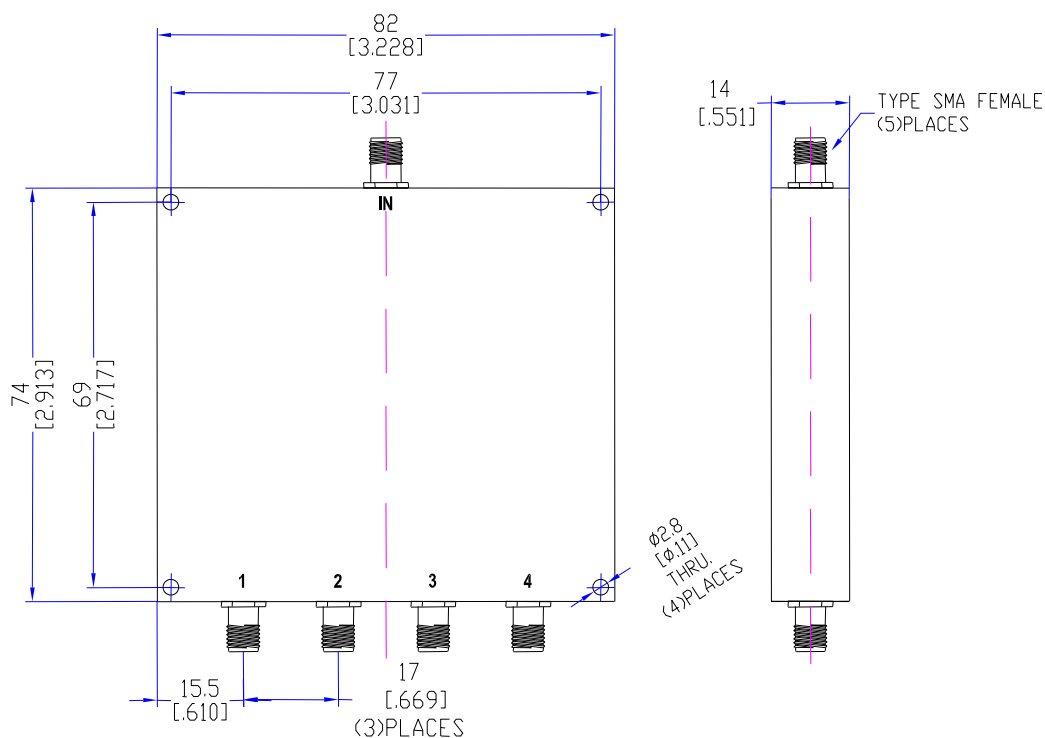
Model TPD0740A4

Features

Excellent phase& amplitude balance
Low Insertion Loss& VSWR
High Isolation

Technical Data Sheet			
Frequency Range	0.7~4.0GHz	Finish	Painted Black
Insertion Loss	≤1.4dB (Above 6.02dB Split)	Connector Body	Brass, Tri-Alloy Plate
VSWR	Input ≤1.40:1 Output ≤1.30:1	Housing	Aluminum, 6061 T6 Clear Chem Conversion Film
Isolation	≥20dB	Connector Pin	Beryllium Copper, Gold Plate
Amplitude Balance	≤±0.5dB	Solder	Lead Free, RoHS Compliant
Phase Balance	≤±5°	Operating Temperature	-55~+85°C
¹ Power Handling	Forward ≤50Watt; Reversed ≤5Watt	Operating Humidity	Up to 95%, Non- Condensing
Impedance	50Ω	Weight	60g
Port Connectors	SMA-Female		

¹Power Handling guaranteed when load's VSWR within 1.50:1.

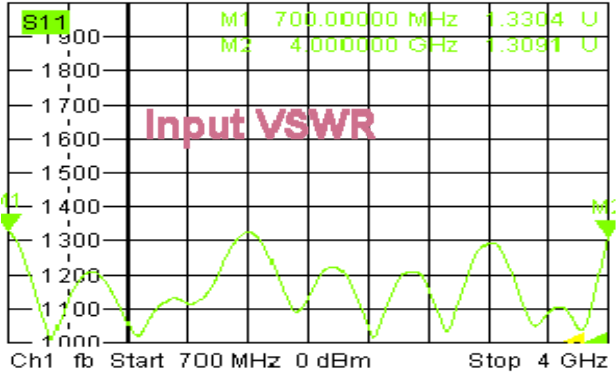


Typical Performance

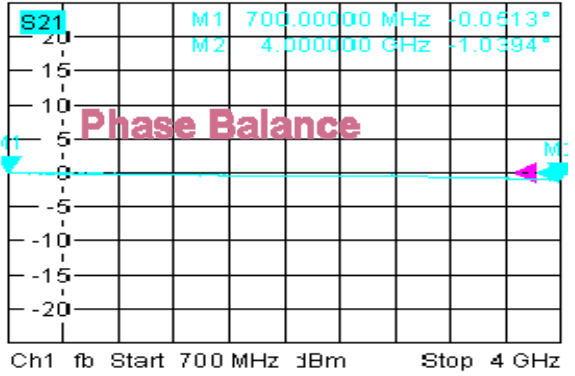
1. Insertion Loss, Amplitude &Phase Balance, VSWR



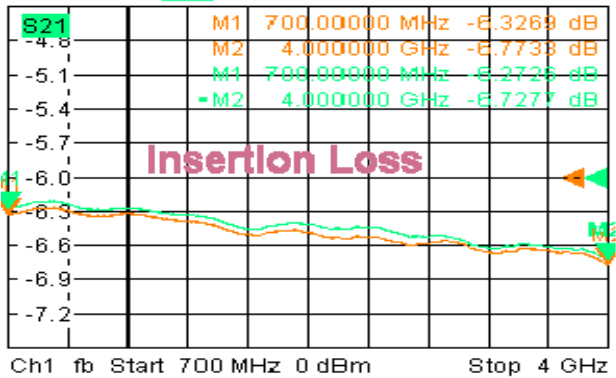
Trc1 Mem5[Trc1] S11 SWR 100 mU/ Ref1 U Cal
 Mem5[Trc1] S11 SWR 100 mU/ Ref1 U Invisib



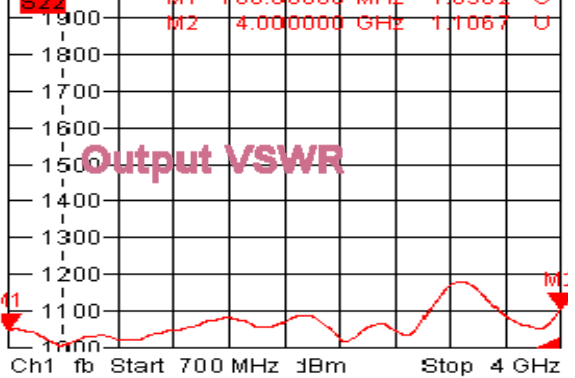
Trc2 Mem6[Trc2] S21 Phase 5° / Ref0° Cal Mat
 Mem6[Trc2] S21 Phase 5° / Ref0° Invisibl



Trc3 Mem7[Trc3] S21 dB Mag 0.3 dB / Ref-6 dB Cal
 Mem7[Trc3] S21 dB Mag 0.3 dB / Ref-6 dB



Trc4 S22 SWR 100 mU/ Ref1 U Cal 4

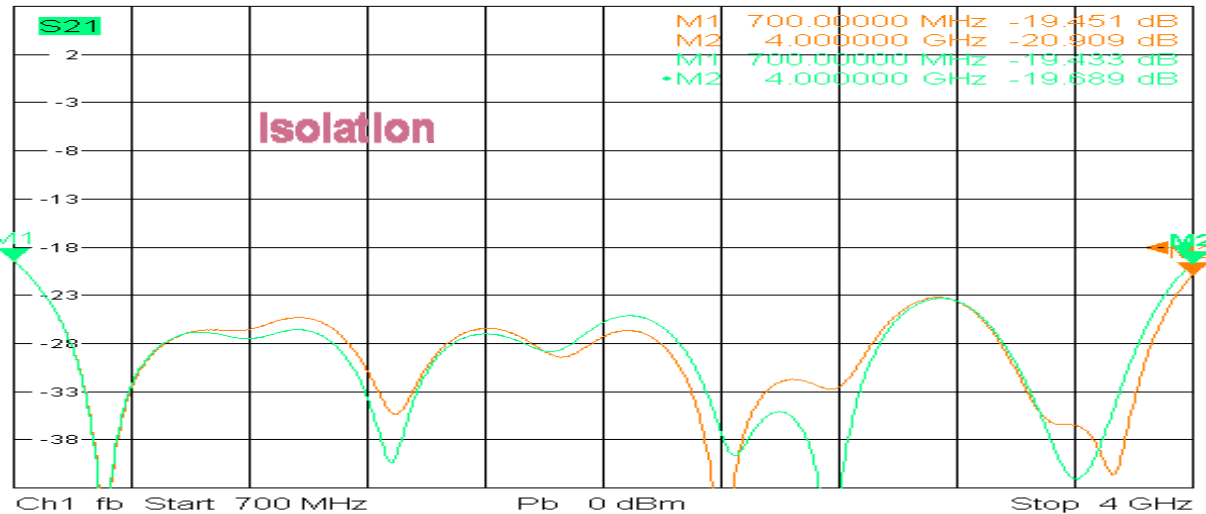


6/27/2018, 3:20 PM

2. Isolation



Trc3 Mem7[Trc3] S21 dB Mag 5 dB / Ref-18 dB Cal 3 (Max)
 Mem7[Trc3] S21 dB Mag 5 dB / Ref-18 dB



6/27/2018, 3:21 PM

