

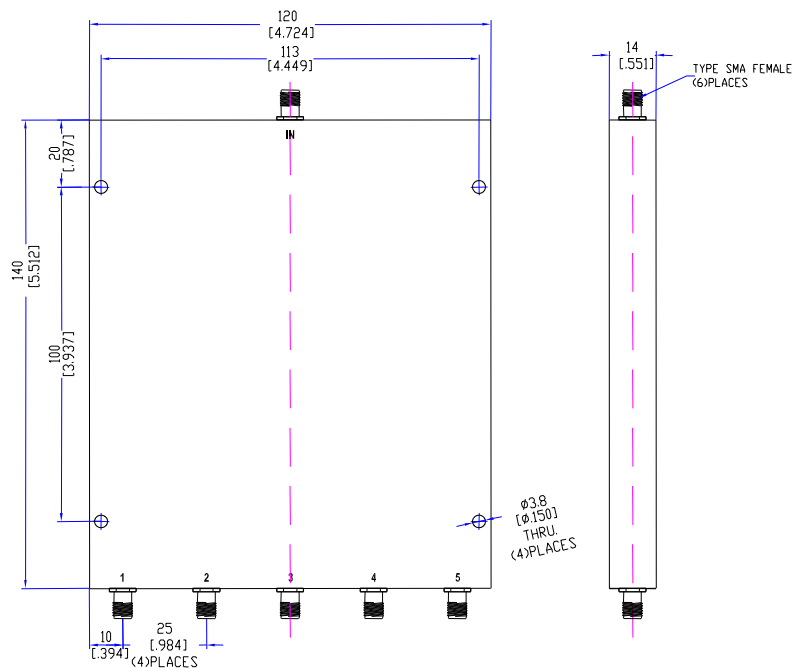
## Model TPD0922A5

### Features

Excellent phase& amplitude balance  
Low Insertion Loss& VSWR  
High Isolation

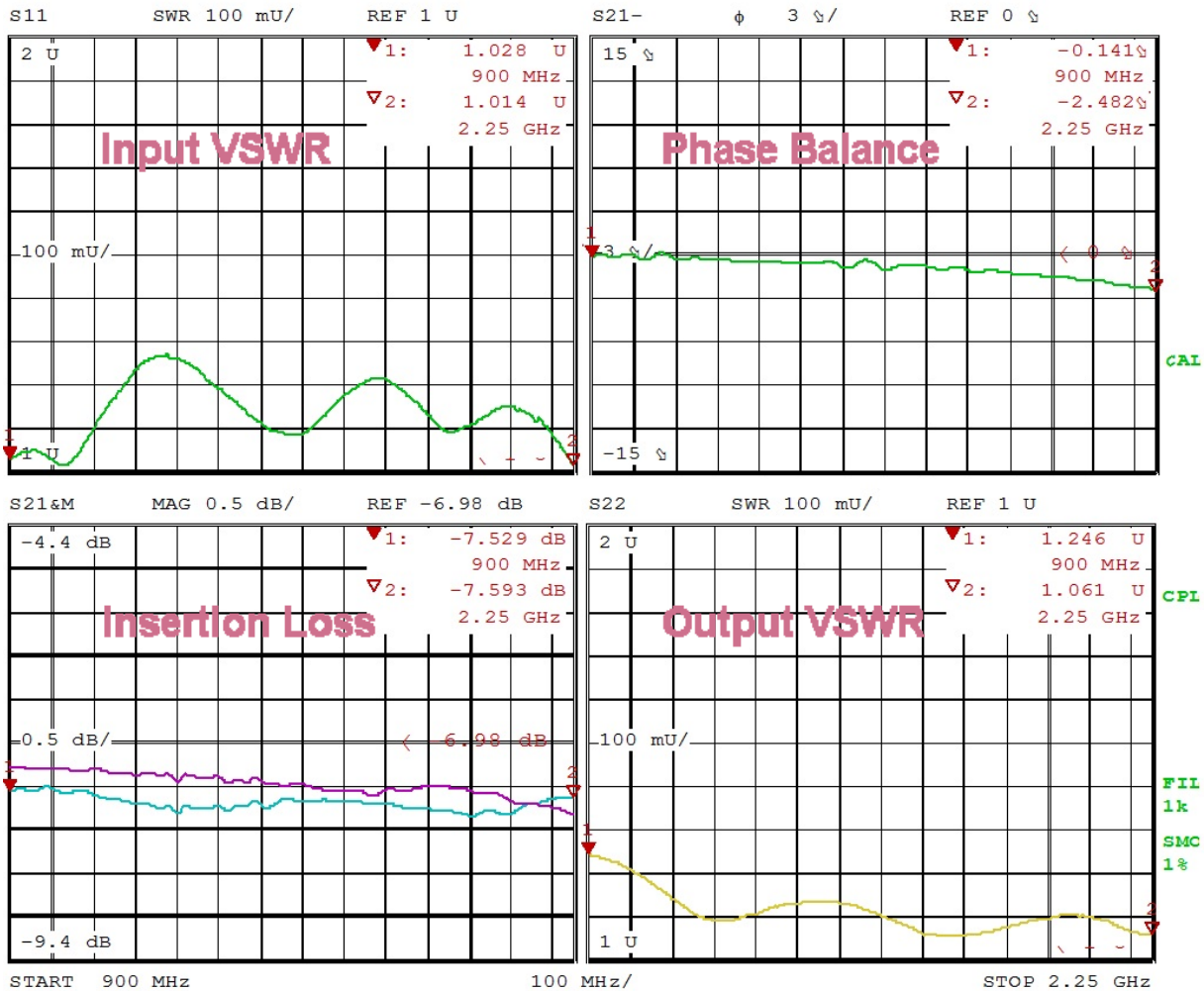
Technical Data Sheet			
Frequency Range	0.9~2.25GHz	Finish	Painted Blue_ RAL #5007
Insertion Loss	≤1.0dB (Above 6.99dB Split)	Connector Body	Brass, Tri-Alloy Plate
VSWR	Input ≤1.40:1 Output ≤1.40:1	Housing	Aluminum, 6061 T6 Clear Chem Conversion Film
Isolation	≥18dB	Connector Pin	Beryllium Copper, Gold Plate
Amplitude Balance	≤±0.5dB	Solder	Lead Free, RoHS Compliant
Phase Balance	≤±5°	Operating Temperature	-55~+85°C
<sup>1</sup> Power Handling	Forward ≤30Watt; Reversed ≤1Watt	Operating Humidity	Up to 95%, Non- Condensing
Impedance	50Ω	Weight	
Port Connectors	SMA-Female		

<sup>1</sup>Power Handling guaranteed when load's VSWR within 1.50:1.



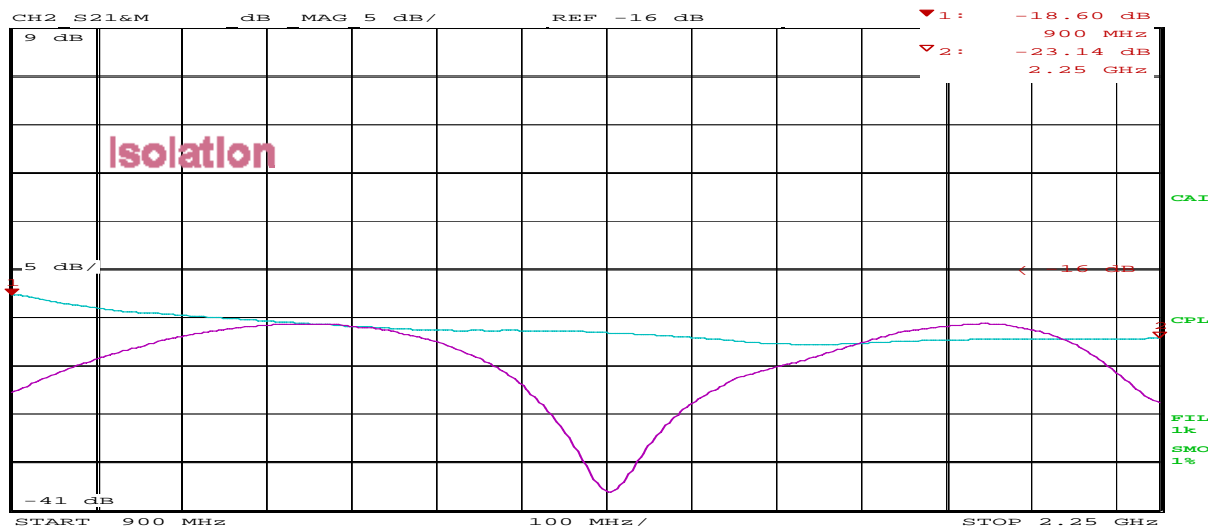
## Typical Performance

### 1. Insertion Loss, Amplitude & Phase Balance, VSWR



Date: 25.JAN.15 14:47:07

### 2. Isolation



Date: 25.JAN.15 14:42:18

