

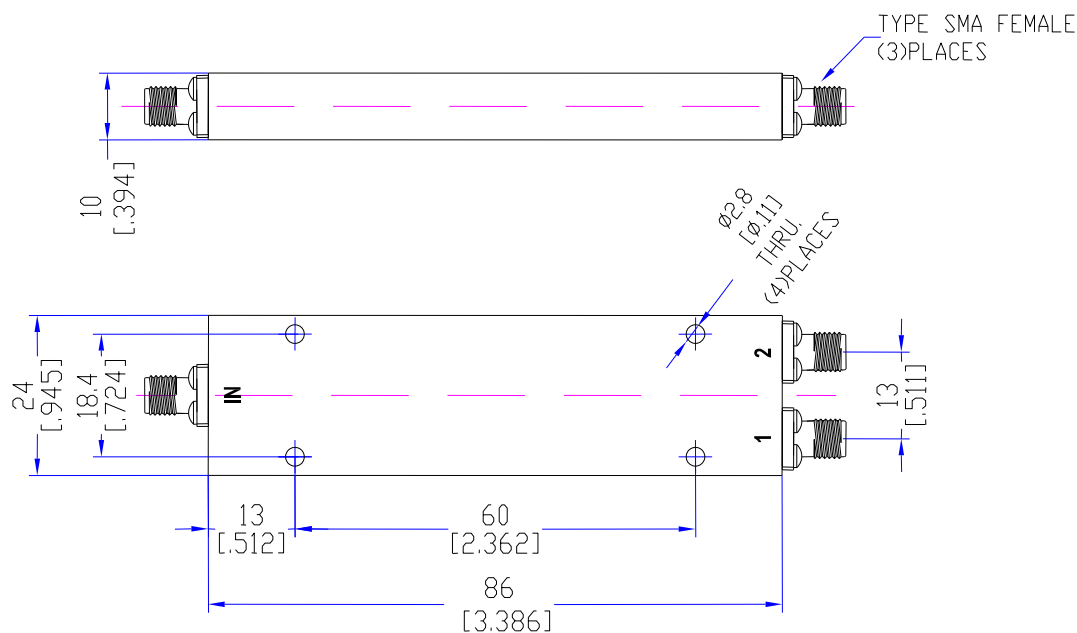
Model TPD10180A2

Features

Excellent phase& amplitude balance
Low Insertion Loss& VSWR
High Isolation

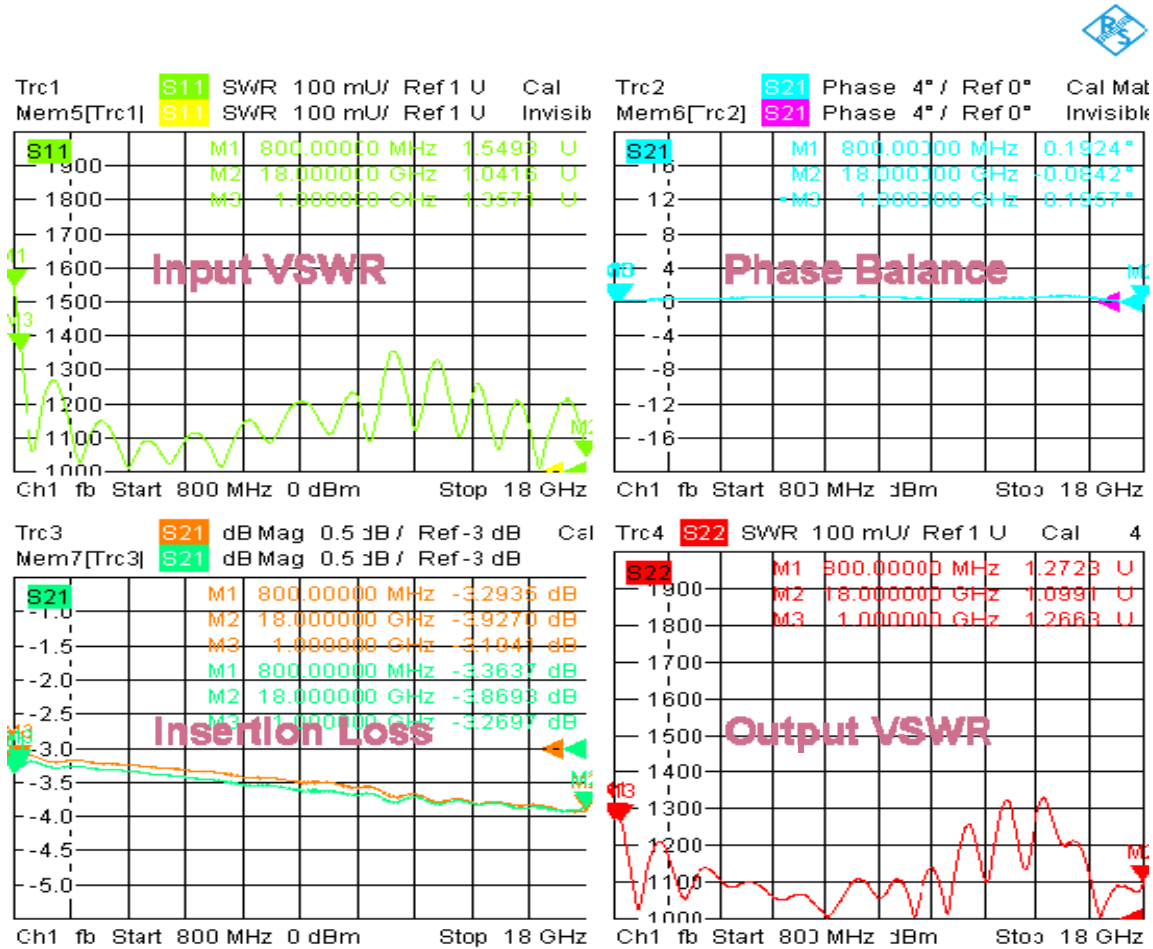
Technical Data Sheet			
Frequency Range	1~18GHz	Finish	Painted Blue_ RAL #5007
Insertion Loss	≤1.4dB (Above 3.01dB Split)	Connector Body	Passivated Stainless Steel
VSWR	Input ≤1.40:1 Output ≤1.40:1	Housing	Aluminum, 6061 T6 Clear Chem Conversion Film
Isolation	≥18dB	Connector Pin	Beryllium Copper, Gold Plate
Amplitude Balance	≤±0.3dB	Solder	Lead Free, RoHS Compliant
Phase Balance	≤±5°	Operating Temperature	-55~+85°C
¹ Power Handling	Forward ≤30Watt; Reversed ≤1Watt	Operating Humidity	Up to 95%, Non- Condensing
Impedance	50Ω	Weight	60g
Port Connectors	SMA-Female		

¹Power Handling guaranteed when load's VSWR within 1.50:1.



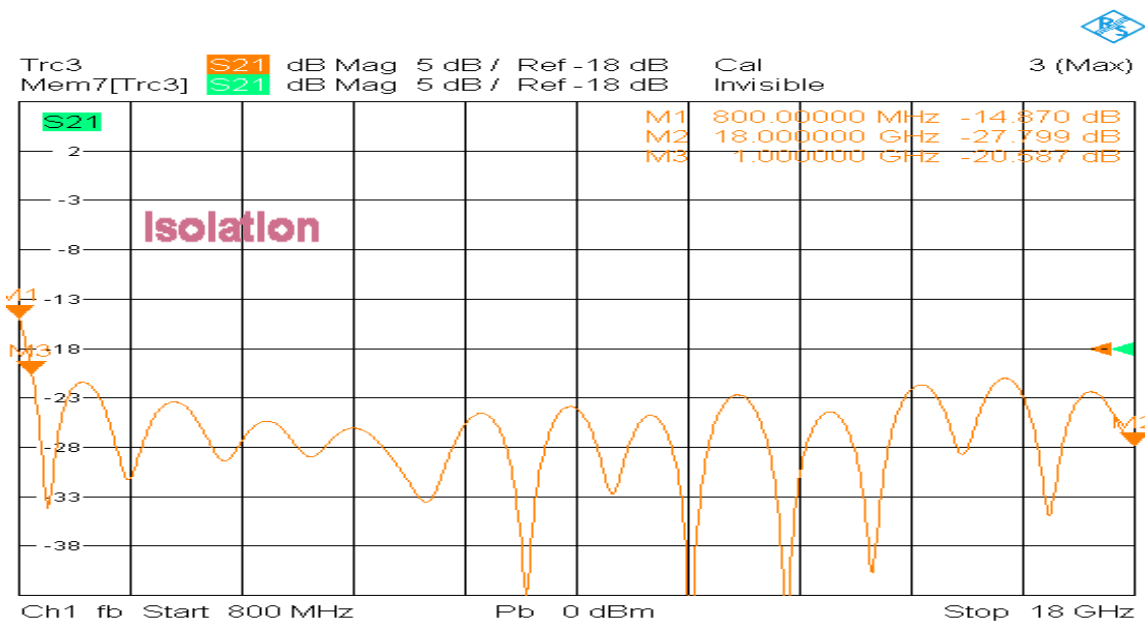
Typical Performance

1. Insertion Loss, Amplitude & Phase Balance, VSWR



4/19/2019, 6:30 AM

2. Isolation



4/19/2019, 6:30 AM

