

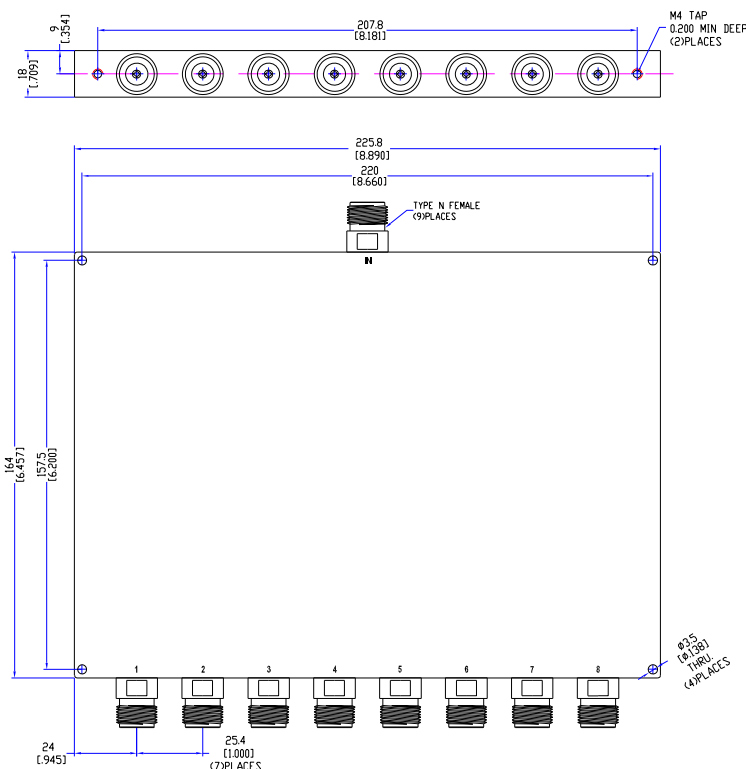
Model TPD0640N8

Features

- Excellent phase & amplitude balance
- Low Insertion Loss & VSWR
- High Isolation

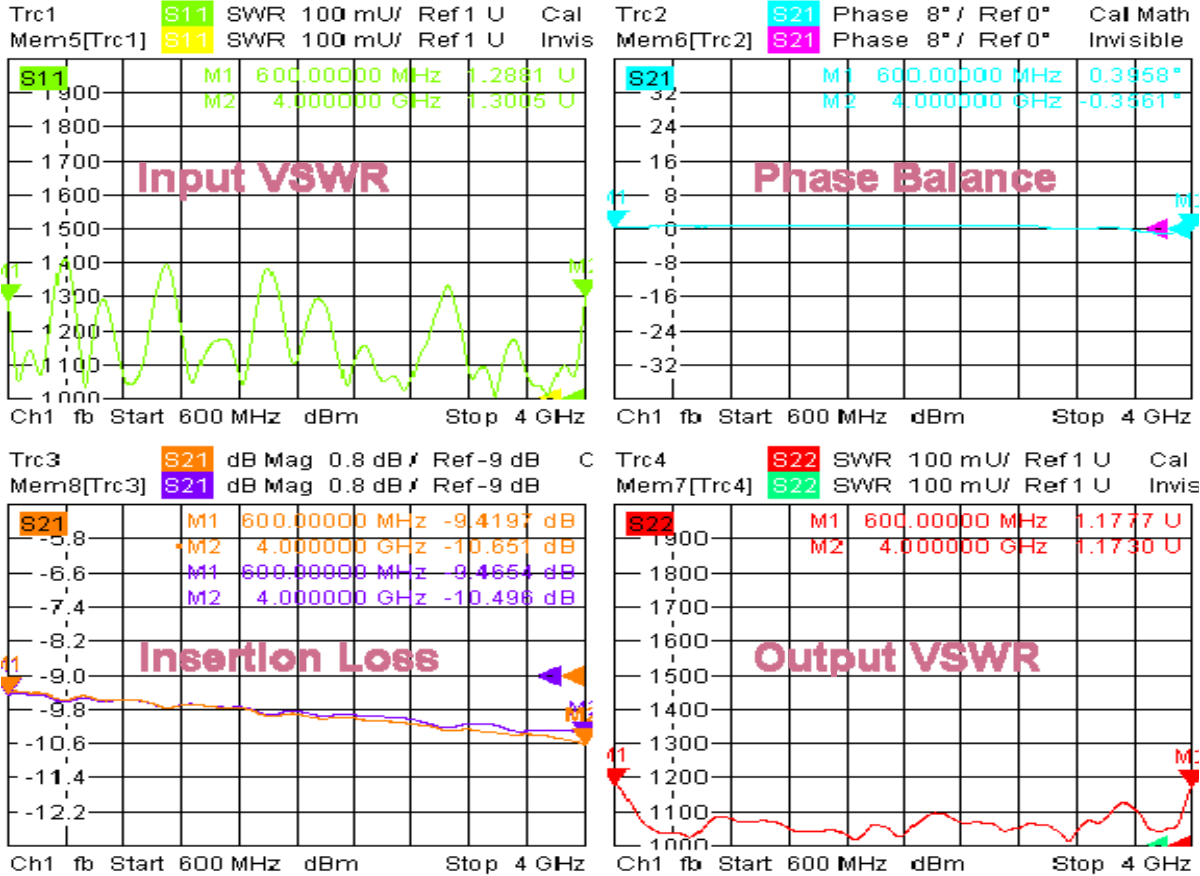
Technical Data Sheet			
Frequency Range	0.6~4.0GHz	Finish	Painted Blue_ RAL #5007
Insertion Loss	≤2.6dB (Above 9.03dB Split)	Connector Body	Brass, Tri-Alloy Plate
VSWR	Input ≤1.60:1 Output ≤1.40:1	Housing	Aluminum, 6061 T6 Clear Chem Conversion Film
Isolation	≥16dB	Connector Pin	Beryllium Copper, Gold Plate
Amplitude Balance	≤±0.8dB	Solder	Lead Free, RoHS Compliant
Phase Balance	≤±8°	Operating Temperature	-55~+85°C
¹ Power Handling	Forward ≤30Watt; Reversed ≤1Watt	Operating Humidity	Up to 95%, Non-Condensing
Impedance	50Ω	Weight	1630g
Port Connectors	N-Female		

¹Power Handling guaranteed when load's VSWR within 1.50:1.



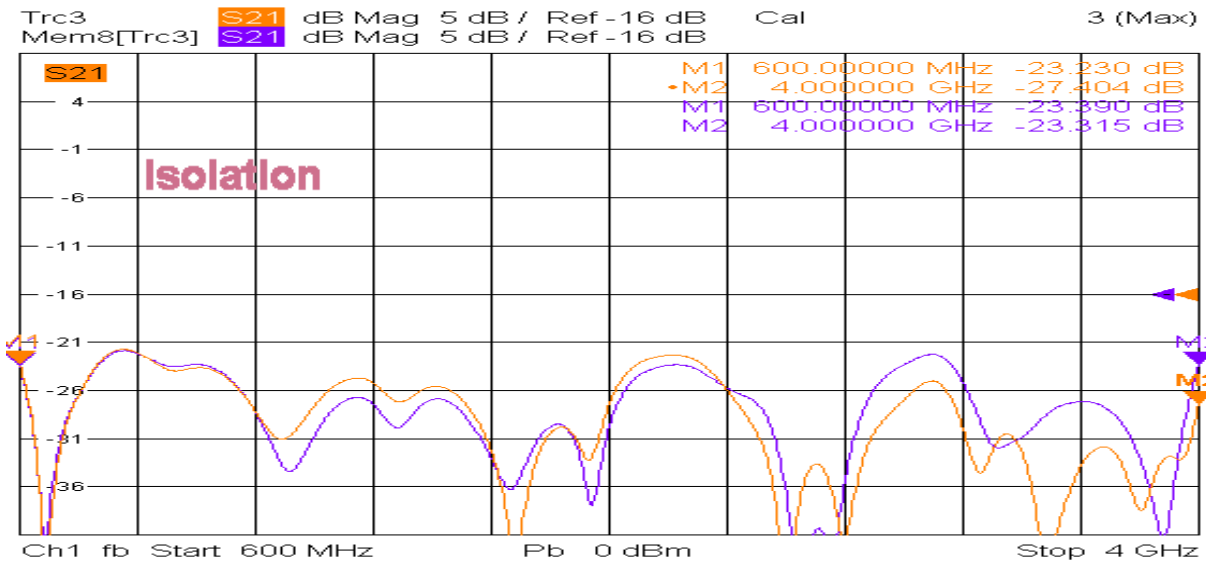
Typical Performance

1. Insertion Loss, Amplitude & Phase Balance, VSWR



5/8/2019, 9:16 PM

2. Insertion Loss



5/8/2019, 9:27 PM

