

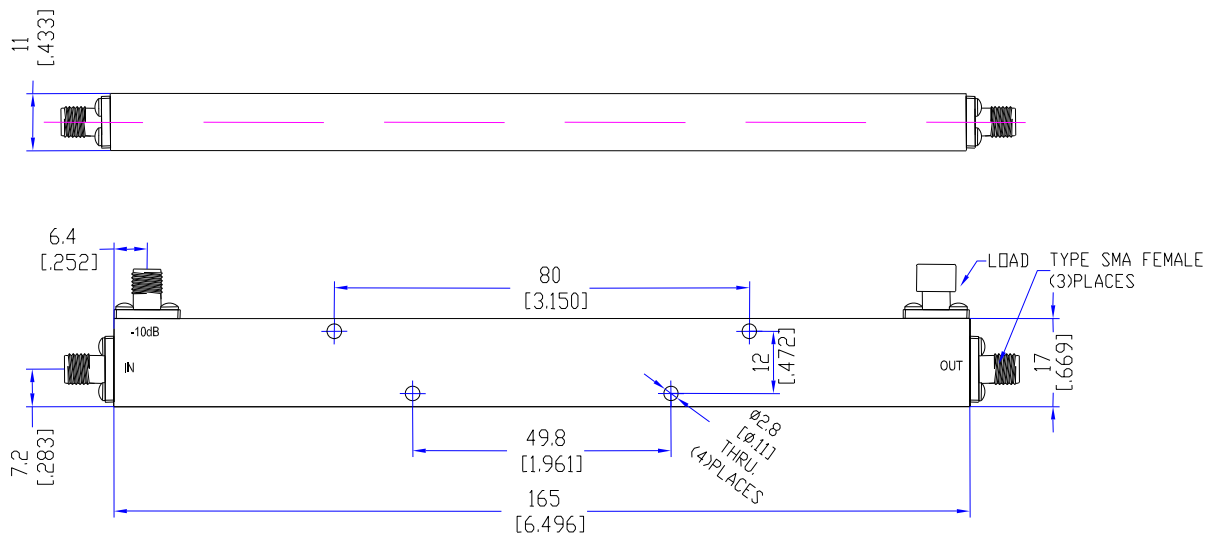
Model TDC0290A10

Features

Low VSWR
High Directivity
Broadband & Miniature Size

Technical Data Sheet			
Frequency Range	0.2~9.0GHz	Finish	Painted Blue_ RAL #5007
Insertion Loss	≤1.6dB (Excl. Coupling Loss 0.46dB)	Connector Body	Passivated Stainless Steel
Coupling Factor	≤12±3.0dB@0.2-0.4GHz ≤10±1.0dB@0.4-9GHz	Housing	Aluminum, 6061 T6 Clear Chem Conversion Film
Coupling Sensitivity	≤±1.0dB	Connector Pin	Beryllium Copper, Gold Plate
Directivity	≥12dB	Solder	Lead Free, RoHS Compliant
VSWR	Primary ≤1.40:1 Secondary ≤1.40:1	Operating Temperature	-55~+85°C
¹ Power Handling	Incident ≤30Watt; Reflected ≤2Watt	Operating Humidity	Up to 95%, Non- Condensing
Impedance	50Ω	Weight	90g
Port Connectors	SMA-Female		

¹Power Handling guaranteed when load's VSWR within 1.50:1.

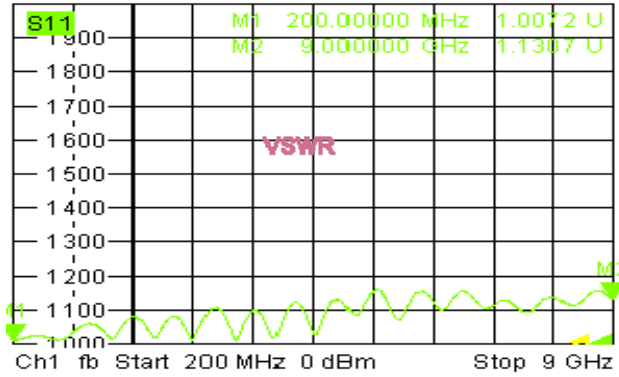


Typical Performance

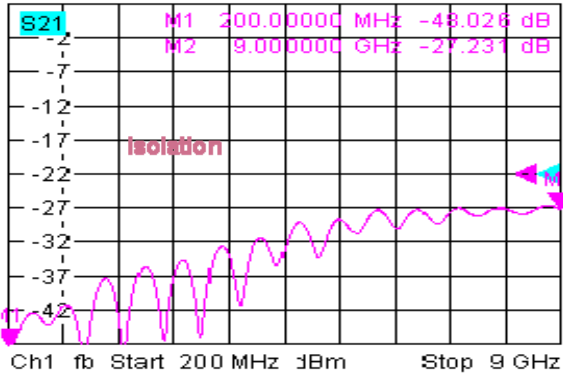
1. Coupling Factor & Sensitivity, Isolation, VSWR



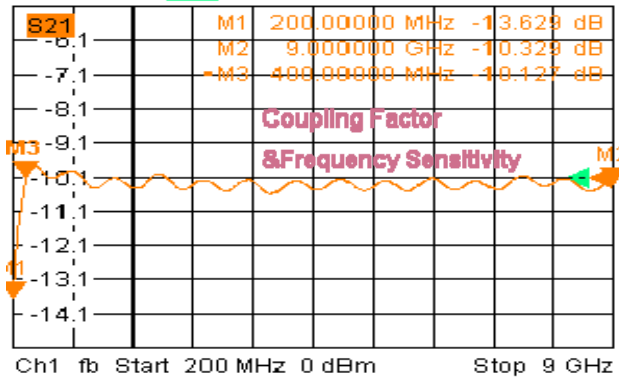
Trc1 **S11** SWR 100 mU/ Ref1 U Cal
Mem5[Trc1] **S11** SWR 100 mU/ Ref1 U Invisib



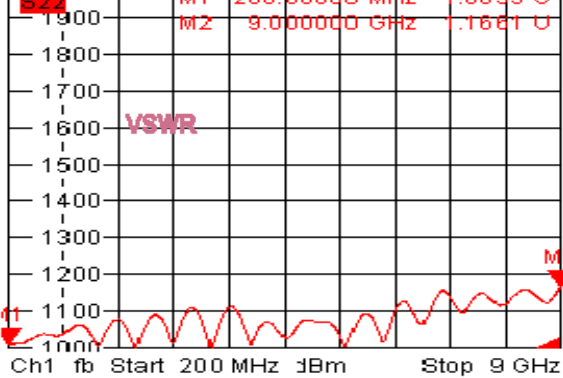
Trc2 **S21** dB Mag 5 dB / Ref-22 dB
Mem6[Trc2] **S21** dB Mag 5 dB / Ref-22 dB



Trc3 **S21** dB Mag 1 dB / Ref-10.1 dB C:
Mem7[Trc3] **S21** dB Mag 1 dB / Ref-10.1 dB In



Trc4 **S22** SWR 100 mU/ Ref1 U Cal 4

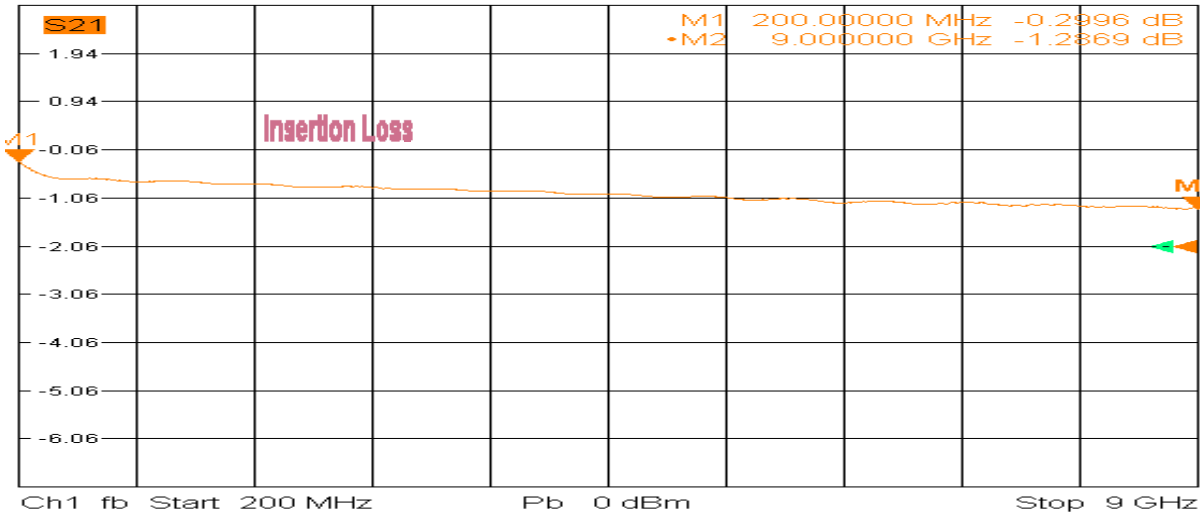


5/25/2019, 5:38 AM

2. Insertion Loss



Trc3 **S21** dB Mag 1 dB / Ref -2.06 dB Cal 3 (Max)
Mem7[Trc3] **S21** dB Mag 1 dB / Ref -2.06 dB Invisible



5/25/2019, 5:39 AM

