

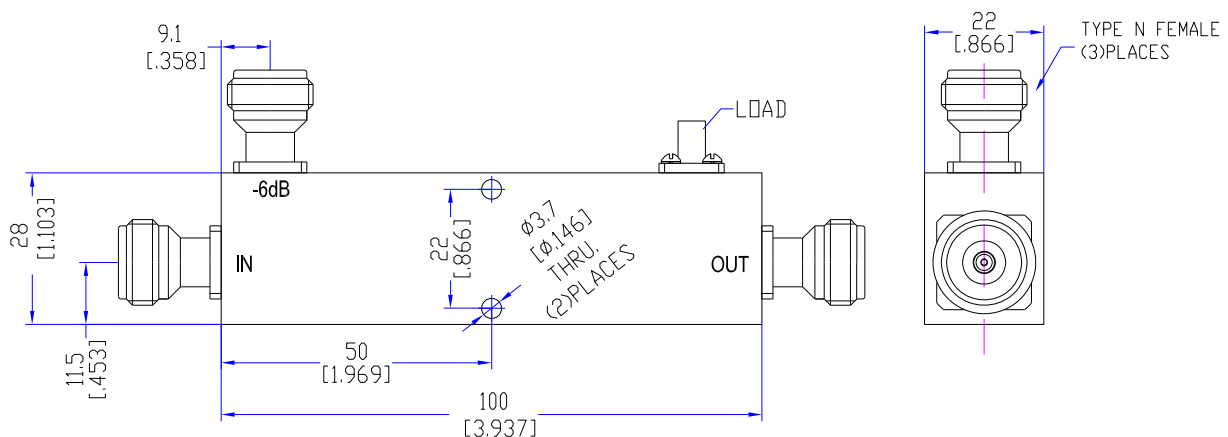
Model TDC0825N6P

Features

Low VSWR
High Directivity
Broadband & Miniature Size

Technical Data Sheet			
Frequency Range	0.8~2.5GHz	Finish	Painted Blue_ RAL #5007
Insertion Loss	≤0.5dB (Excl. Coupling Loss 1.26dB)	Connector Body	Brass, Tri-Alloy Plate
Coupling Factor	≤6±1dB	Housing	Aluminum, 6061 T6 Clear Chem Conversion Film
Coupling Sensitivity	≤±0.7dB	Connector Pin	Beryllium Copper, Gold Plate
Directivity	≥20dB	Solder	Lead Free, RoHS Compliant
VSWR	Primary ≤1.20:1 Secondary ≤1.20:1	Operating Temperature	-55~+85°C
¹ Power Handling	Incident ≤50Watt; Reflected ≤5Watt	Operating Humidity	Up to 95%, Non- Condensing
Impedance	50Ω	Weight	230g
Port Connectors	N-Female		

¹Power Handling guaranteed when load's VSWR within 1.50:1.

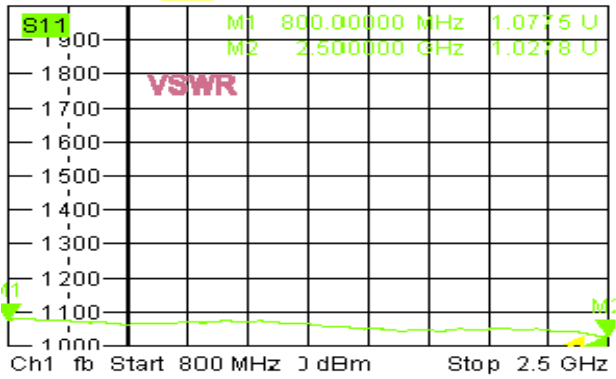


Typical Performance

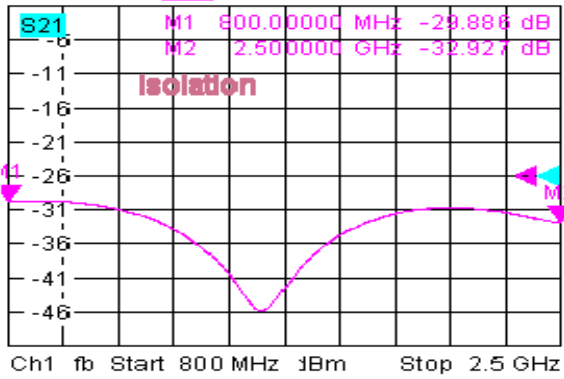
1. Coupling Factor & Sensitivity, Isolation, VSWR



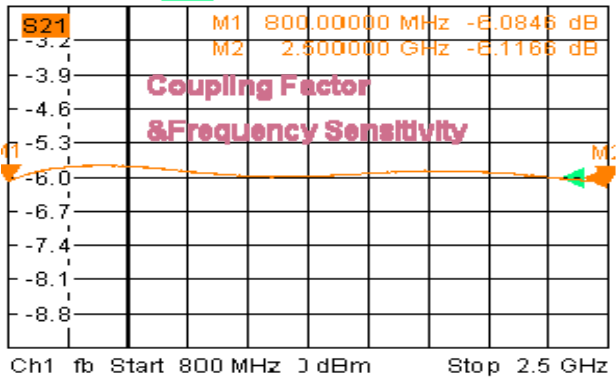
Trc1 Mem5[Trc1] **S11** SWR 100 mU/ Ref1 U Cal
S21 SWR 100 mU/ Ref1 U Invisib



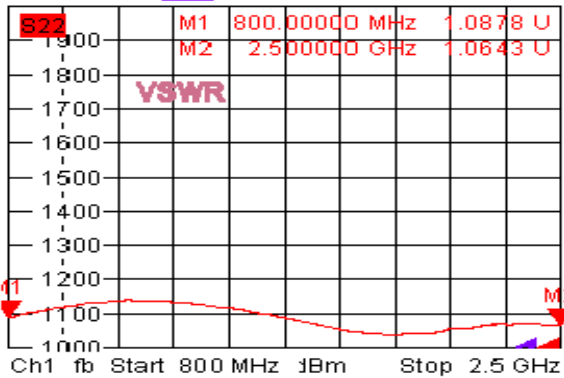
Trc2 Mem6[Trc2] **S21** dB Mag 5 dB / Ref-26 dB
S21 dB Mag 5 dB / Ref-26 dB



Trc3 Mem7[Trc3] **S21** dB Mag 0.7 dB / Ref-6 dB Cal
S21 dB Mag 0.7 dB / Ref-6 dB Invi



Trc4 Mem8[Trc4] **S22** SWR 100 mU/ Ref1 U Ca
S22 SWR 100 mU/ Ref1 U In

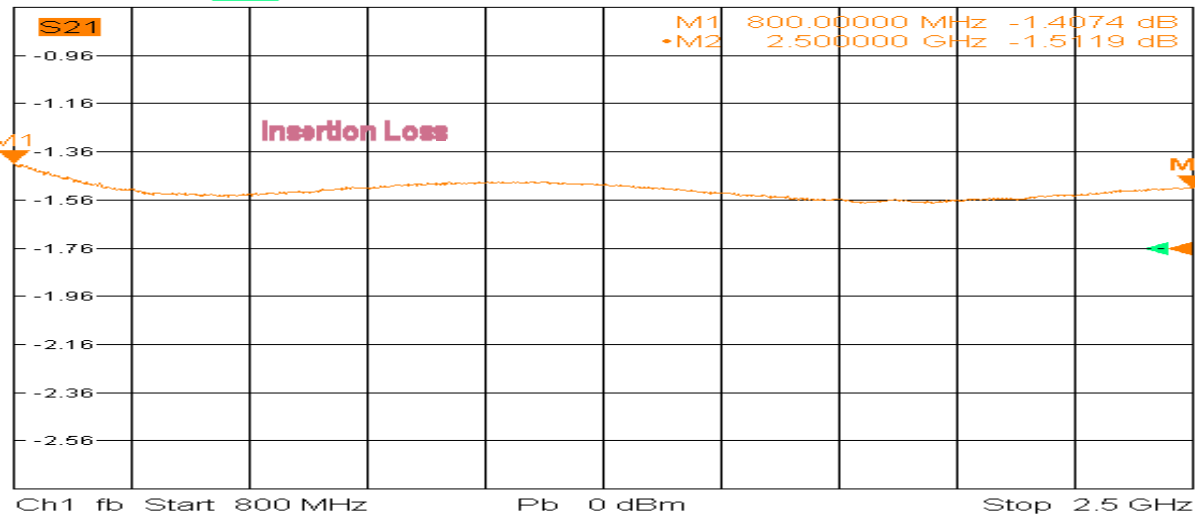


5/27/2019, 9:21 PM

2. Insertion Loss



Trc3 Mem7[Trc3] **S21** dB Mag 0.2 dB / Ref-1.76 dB Cal Math 3 (Max)
S21 dB Mag 0.2 dB / Ref-1.76 dB Invisible



5/27/2019, 9:43 PM

