

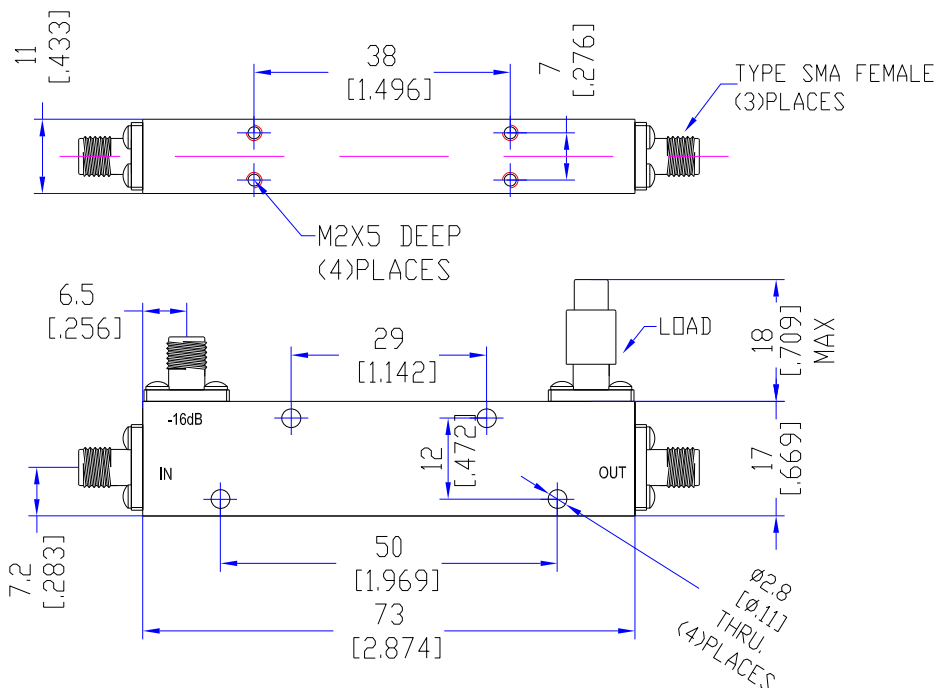
Model TDC10180A16

Features

Low VSWR
High Directivity
Broadband & Miniature Size

Technical Data Sheet			
Frequency Range	1~18GHz	Finish	Painted Blue_ RAL #5007
Insertion Loss	≤0.9dB (Excl. Coupling Loss 0.11dB)	Connector Body	Passivated Stainless Steel
Coupling Factor	≤16±1dB	Housing	Aluminum, 6061 T6 Clear Chem Conversion Film
Coupling Sensitivity	≤±0.7dB	Connector Pin	Beryllium Copper, Gold Plate
Directivity	≥12dB	Solder	Lead Free, RoHS Compliant
VSWR	Primary ≤1.50:1 Secondary ≤1.50:1	Operating Temperature	-55~+85°C
¹ Power Handling	Incident ≤50Watt; Reflected ≤2Watt	Operating Humidity	Up to 95%, Non- Condensing
Impedance	50Ω	Weight	55g
Port Connectors	SMA-Female		

¹Power Handling guaranteed when load's VSWR within 1.50:1.

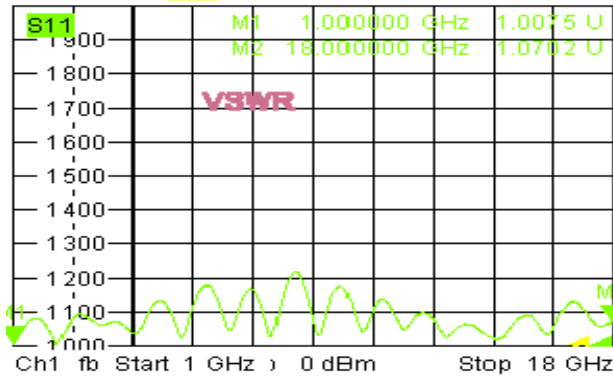


Typical Performance

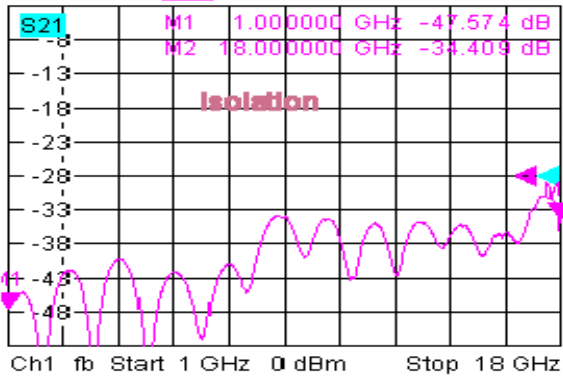
1. Coupling Factor & Sensitivity, Isolation, VSWR



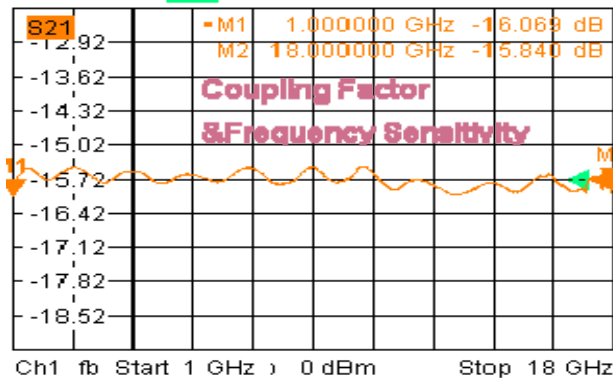
Trc1 **S11** SWR 100 mU/ Ref1 U Cal
 Mem5[Trc1] **S11** SWR 100 mU/ Ref1 U Invisib



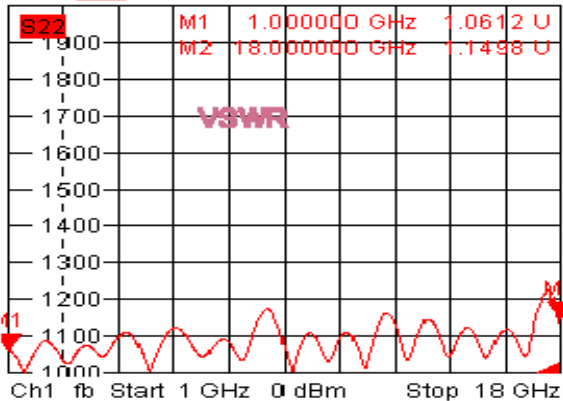
Trc2 **S21** dB Mag 5 dB / Ref-28 dB
 Mem6[Trc2] **S21** dB Mag 5 dB / Ref-28 dB



Trc3 **S21** dB Mag 0.7 dB / Ref-15.72 dB
 Mem7[Trc3] **S21** dB Mag 0.7 dB / Ref-15.72 dB



Trc4 **S22** SWR 100 mU/ Ref1 U Cal 4

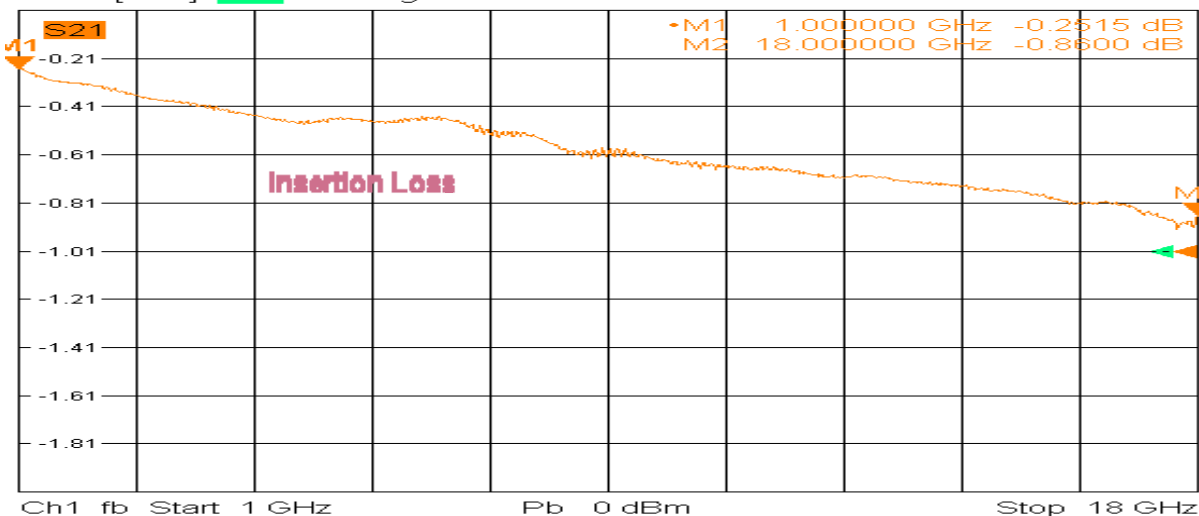


4/20/2019, 5:17 AM

2. Insertion Loss



Trc3 **S21** dB Mag 0.2 dB / Ref-1.01 dB Cal 3 (Max)
 Mem7[Trc3] **S21** dB Mag 0.2 dB / Ref-1.01 dB Invisib



4/20/2019, 5:16 AM

