

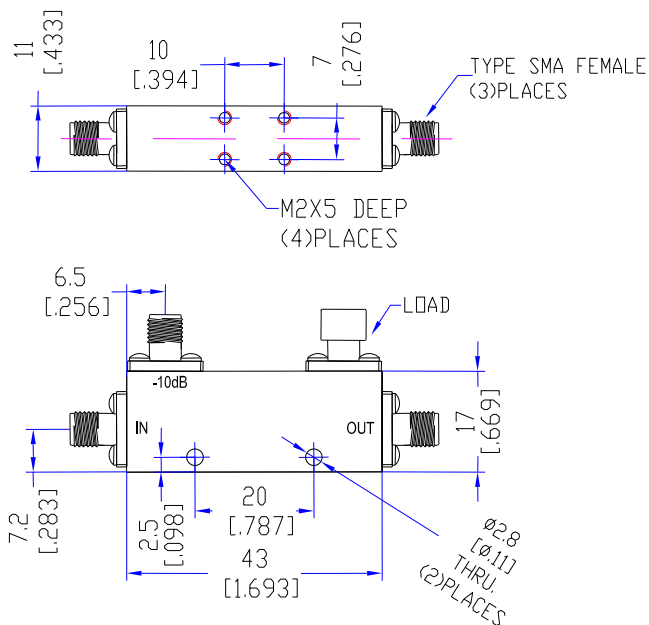
Model TDC2060A10

Features

Low VSWR
High Directivity
Broadband & Miniature Size

Technical Data Sheet			
Frequency Range	2~6GHz	Finish	Painted Blue_ RAL #5007
Insertion Loss	≤0.35dB (Excl. Coupling Loss 0.46dB)	Connector Body	Passivated Stainless Steel
Coupling Factor	≤10±0.5dB	Housing	Aluminum, 6061 T6 Clear Chem Conversion Film
Coupling Sensitivity	≤±0.5dB	Connector Pin	Beryllium Copper, Gold Plate
Directivity	≥20dB	Solder	Lead Free, RoHS Compliant
VSWR	Primary ≤1.25:1 Secondary ≤1.25:1	Operating Temperature	-55~+85°C
¹ Power Handling	Incident ≤50Watt; Reflected ≤2Watt	Operating Humidity	Up to 95%, Non- Condensing
Impedance	50Ω	Weight	30g
Port Connectors	SMA-Female		

¹Power Handling guaranteed when load's VSWR within 1.50:1.

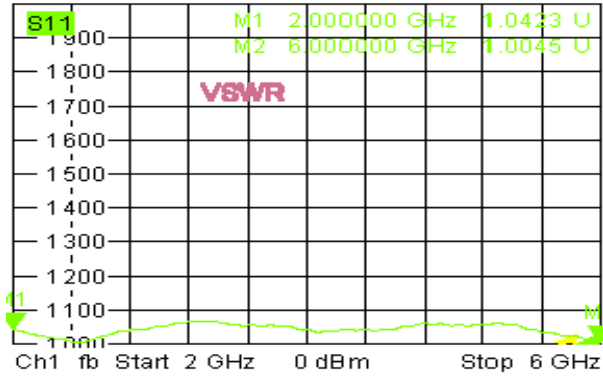


Typical Performance

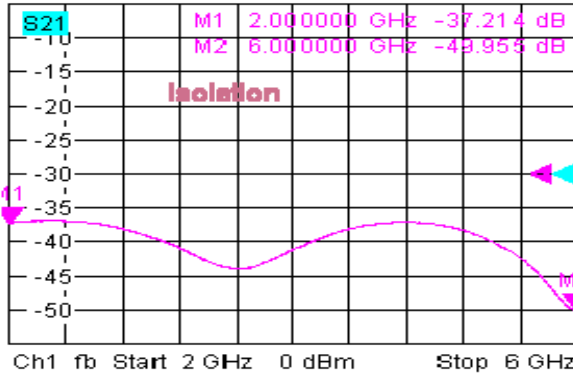
1. Coupling Factor & Sensitivity, Isolation, VSWR



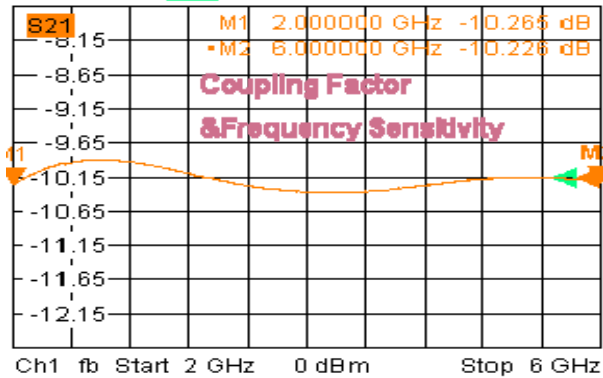
Trc1 **S11** SWR 100 mU/ Ref1 U Cal
Mem5[Trc1] **S11** SWR 100 mU/ Ref1 U Invisi



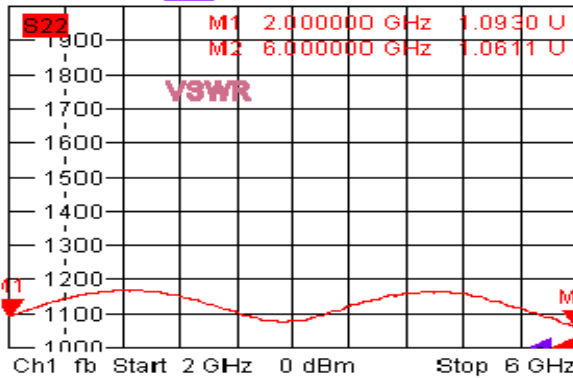
Trc2 **S21** dB Mag 5 dB / Ref-30 dB II
Mem6[Trc2] **S21** dB Mag 5 dB / Ref-30 dB



Trc3 **S21** dB Mag 0.5 dB / Ref-10.15 dB
Mem7[Trc3] **S21** dB Mag 0.5 dB / Ref-10.15 dB



Trc4 **S22** SWR 100 mU/ Ref1 U Cal
Mem8[Trc4] **S22** SWR 100 mU/ Ref1 U Invi

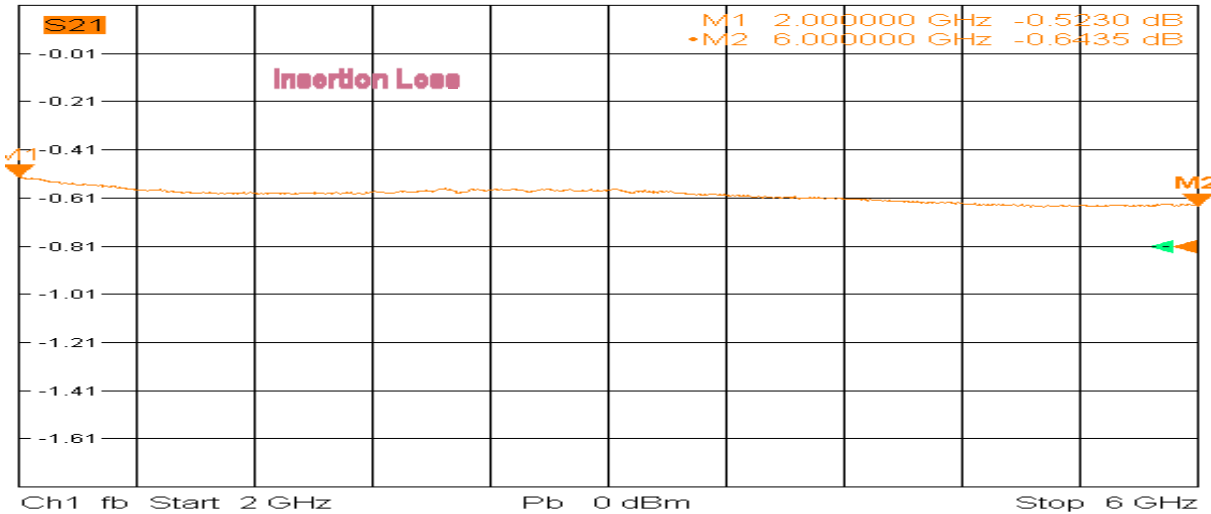


7/23/2019, 9:44 PM

2. Insertion Loss



Trc3 **S21** dB Mag 0.2 dB / Ref -0.81 dB Cal 3 (Max)
Mem7[Trc3] **S21** dB Mag 0.2 dB / Ref -0.81 dB Invisi



7/23/2019, 9:44 PM

