

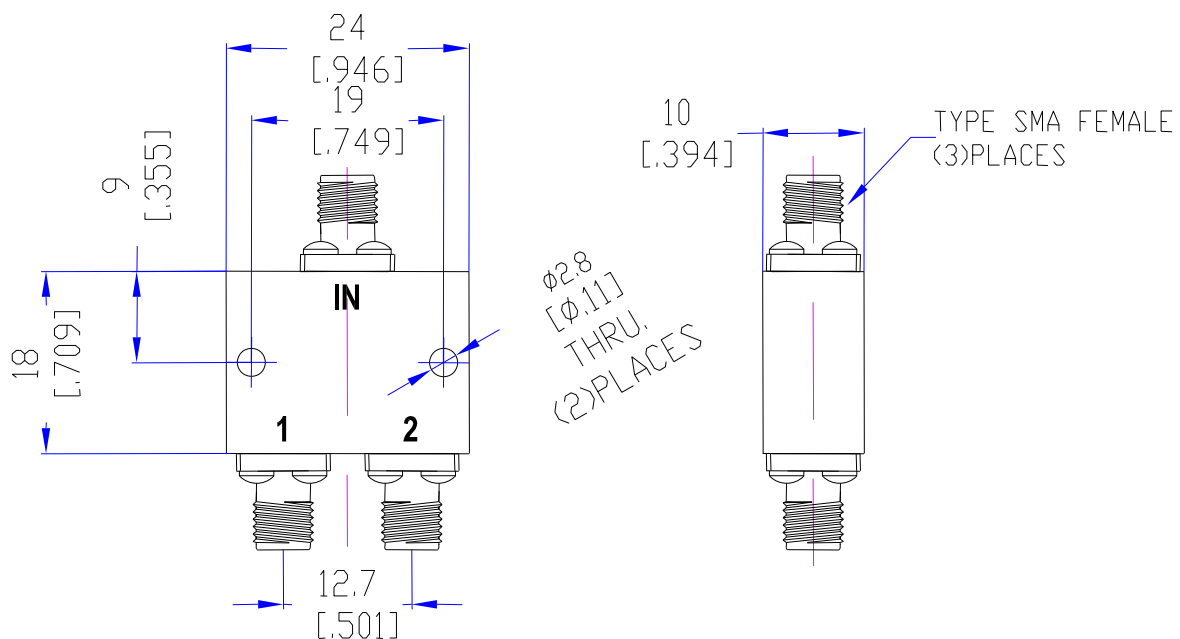
Model TPD70124A2

Features

Excellent phase& amplitude balance
Low Insertion Loss& VSWR
High Isolation

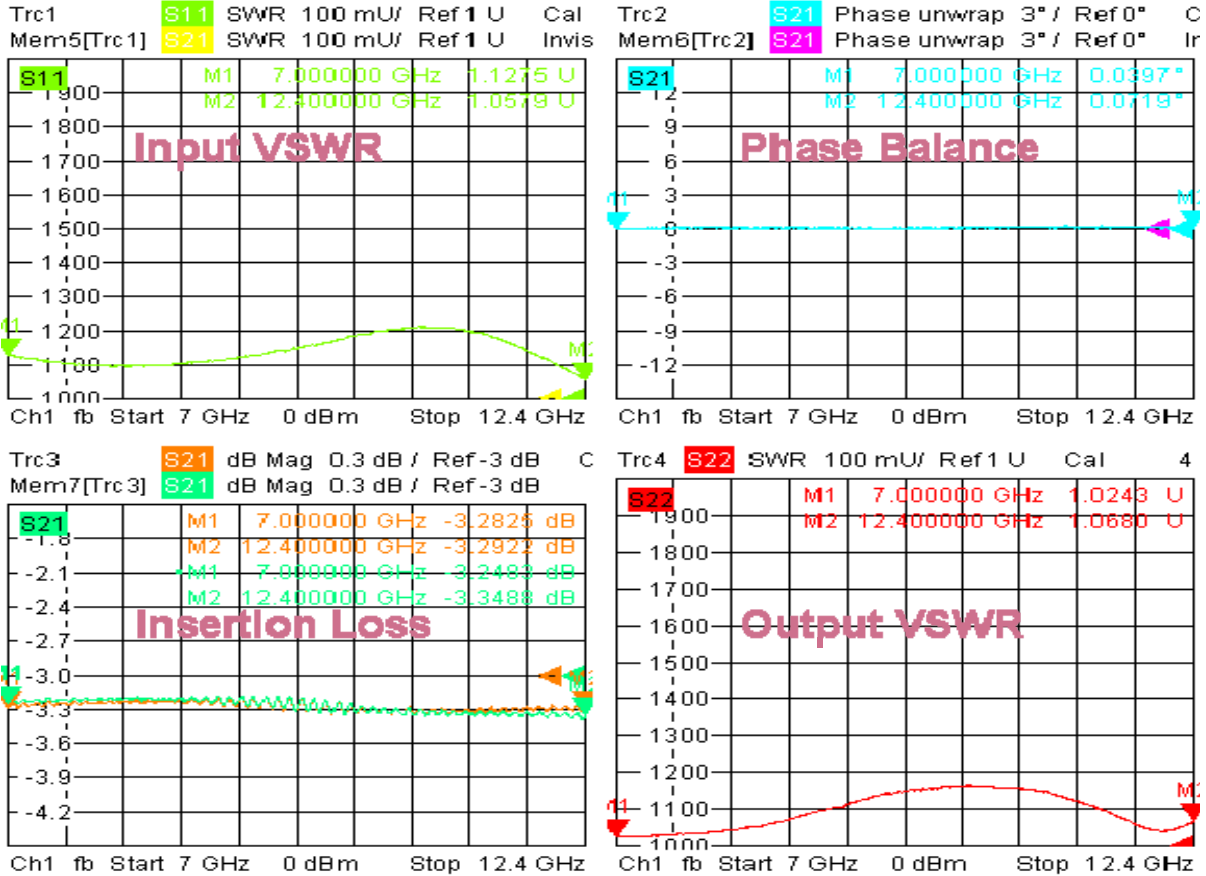
Technical Data Sheet			
Frequency Range	7~12.4GHz	Finish	Painted Blue_ RAL #5007
Insertion Loss	≤0.5dB (Above 3.01dB Split)	Connector Body	Passivated Stainless Steel
VSWR	Input ≤1.40:1 Output ≤1.40:1	Housing	Aluminum, 6061 T6 Clear Chem Conversion Film
Isolation	≥20dB	Connector Pin	Beryllium Copper, Gold Plate
Amplitude Balance	≤±0.3dB	Solder	Lead Free, RoHS Compliant
Phase Balance	≤±3°	Operating Temperature	-55~+85°C
¹ Power Handling	Forward ≤30Watt; Reversed ≤1Watt	Operating Humidity	Up to 95%,Non- Condensing
Impedance	50Ω	Weight	30g
Port Connectors	SMA-Female		

¹Power Handling guaranteed when load's VSWR within 1.50:1.



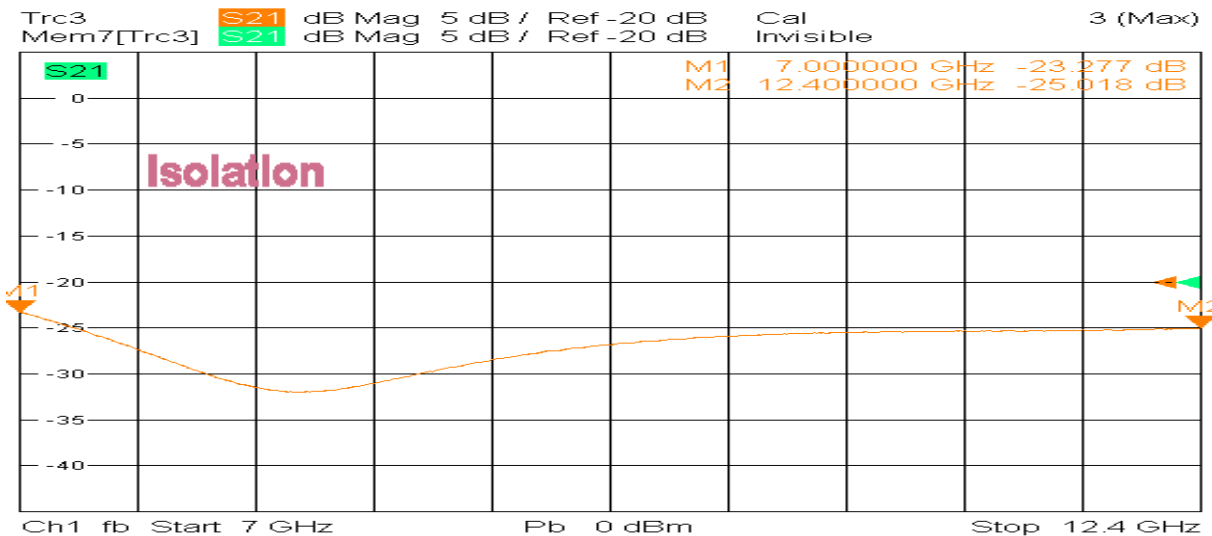
Typical Performance

1. Insertion Loss, Amplitude &Phase Balance, VSWR



7/3/2018, 12:26 PM

2. Isolation



7/3/2018, 12:26 PM

