


## Model TPD0540A16

### Features

Excellent phase& amplitude balance  
 Low Insertion Loss& VSWR  
 High Isolation

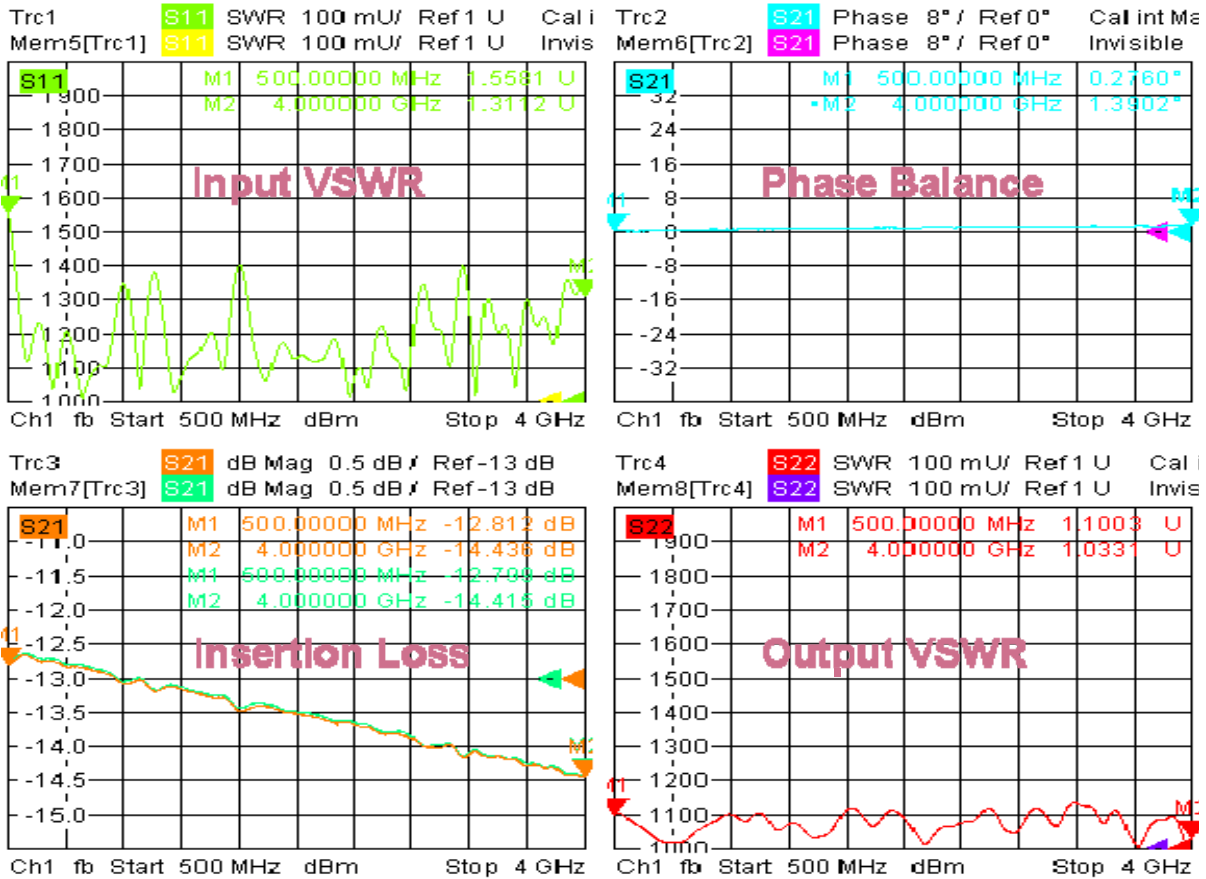
Technical Data Sheet			
Frequency Range	0.5~4.0GHz	Finish	Painted Blue_ RAL #5007
Insertion Loss	≤3.2dB (Above 12.04dB Split)	Connector Body	Brass, Tri-Alloy Plate
VSWR	Input ≤1.50:1 Output ≤1.30:1	Housing	Aluminum, 6061 T6 Clear Chem Conversion Film
Isolation	≥18dB	Connector Pin	Beryllium Copper, Gold Plate
Amplitude Balance	≤±0.5dB	Solder	Lead Free, RoHS Compliant
Phase Balance	≤±8°	Operating Temperature	-55~+85°C
<sup>1</sup> Power Handling	Forward ≤50Watt; Reversed ≤5Watt	Operating Humidity	Up to 95%, Non- Condensing
Impedance	50Ω	Weight	1480g
Port Connectors	SMA-Female		

<sup>1</sup>Power Handling guaranteed when load's VSWR within 1.50:1.



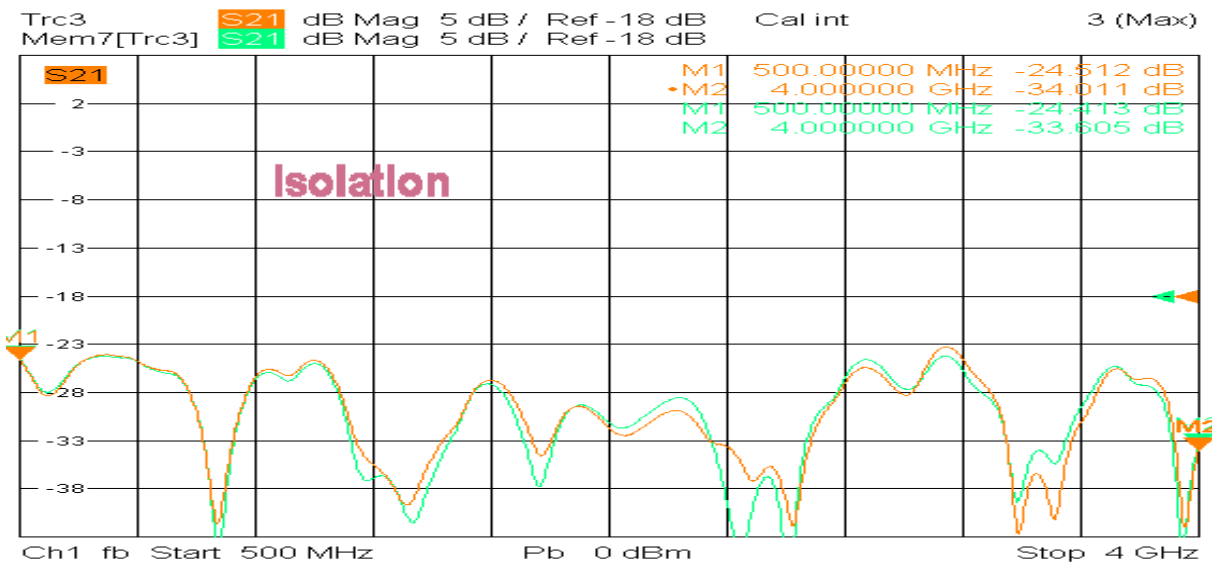
## Typical Performance

### 1. Insertion Loss, Amplitude & Phase Balance, VSWR



8/6/2019, 3:06 AM

### 2. Insertion Loss



8/6/2019, 3:07 AM

