

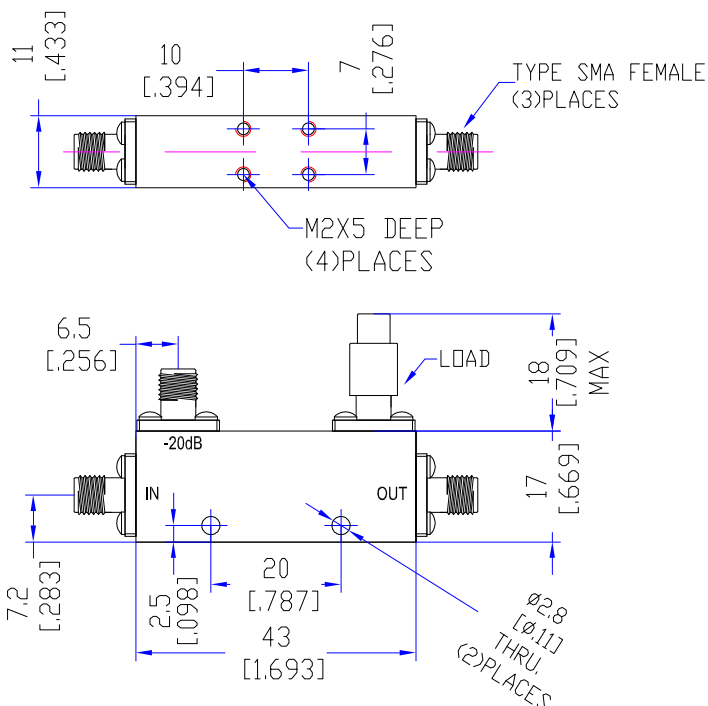
## Model TDC3040A20

### Features

Low VSWR  
High Directivity  
Broadband & Miniature Size

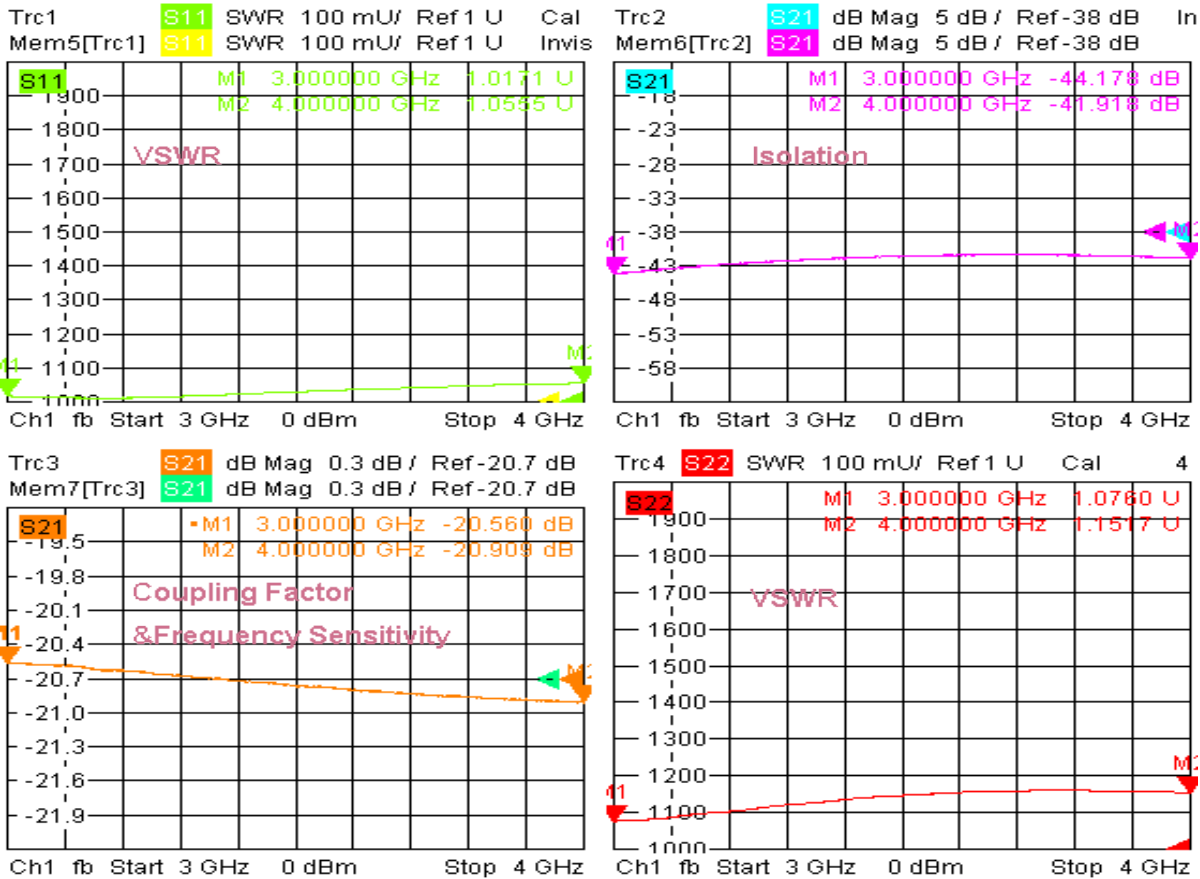
Technical Data Sheet			
Frequency Range	3~4GHz	Finish	Painted Blue_ RAL #5007
Insertion Loss	≤0.35dB (Excl. Coupling Loss 0.04dB)	Connector Body	Brass, Tri-Alloy Plate
Coupling Factor	≤20±1.0dB	Housing	Aluminum, 6061 T6 Clear Chem Conversion Film
Coupling Sensitivity	≤±0.5dB	Connector Pin	Beryllium Copper, Gold Plate
Directivity	≥18dB	Solder	Lead Free, RoHS Compliant
VSWR	Primary ≤1.25:1 Secondary ≤1.25:1	Operating Temperature	-20~+85°C
<sup>1</sup> Power Handling	Incident ≤50Watt; Reflected ≤2Watt	Operating Humidity	Up to 95%, Non- Condensing
Impedance	50Ω	Weight	30g
Port Connectors	SMA-Female		

<sup>1</sup>Power Handling guaranteed when load's VSWR within 1.50:1.




## Typical Performance

### 1. Coupling Factor & Sensitivity, Isolation, VSWR



11/29/2019, 1:11 AM

### 2. Insertion Loss



11/29/2019, 1:11 AM

