

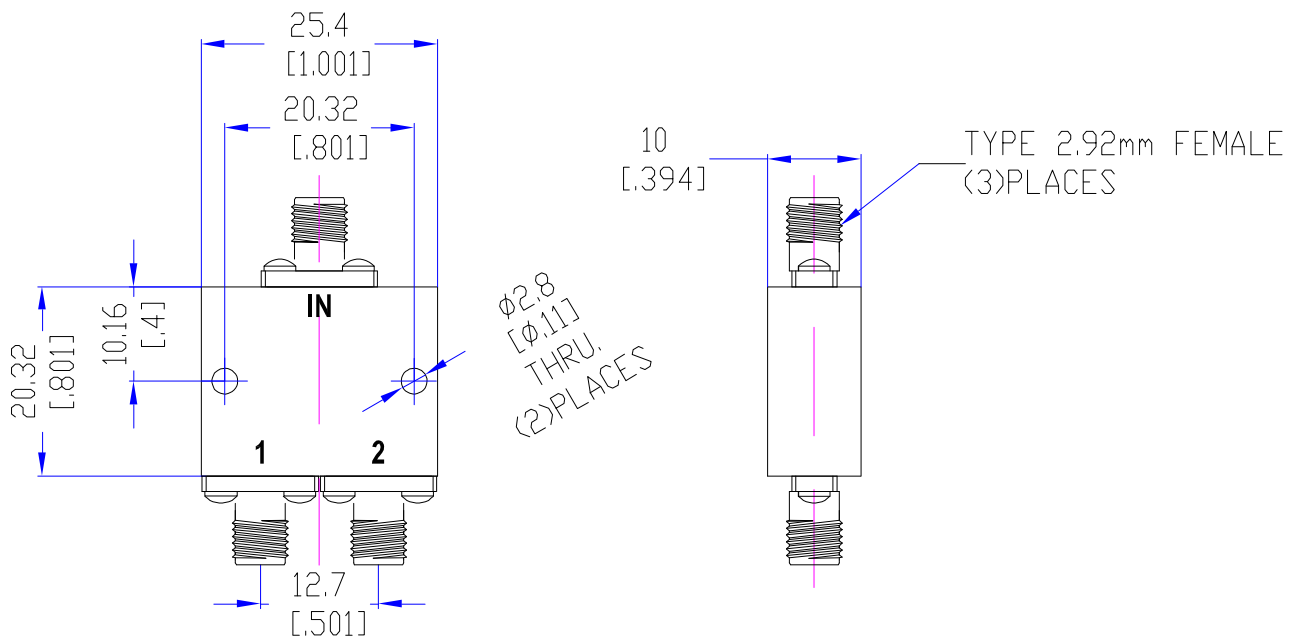
Model TPD60300A2

Features

Excellent phase & amplitude balance
Low Insertion Loss & VSWR
High Isolation

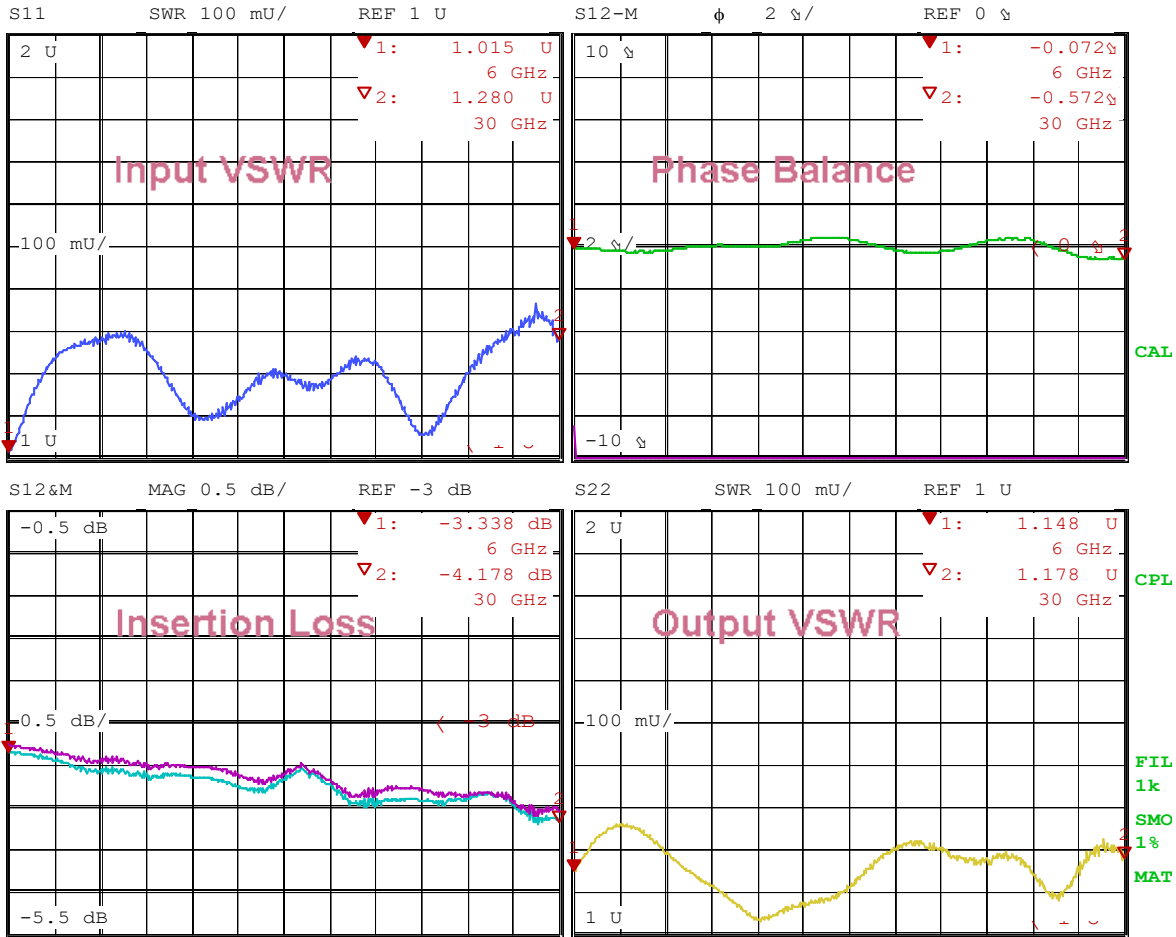
Technical Data Sheet			
Frequency Range	6~30GHz	Finish	Painted Blue_ RAL #5007
Insertion Loss	≤1.4dB (Above 3.01dB Split)	Connector Body	Passivated Stainless Steel
VSWR	Input ≤1.60:1 Output ≤1.50:1	Housing	Aluminum, 6061 T6 Clear Chem Conversion Film
Isolation	≥16dB	Connector Pin	Beryllium Copper, Gold Plate
Amplitude Balance	≤±0.5dB	Solder	Lead Free, RoHS Compliant
Phase Balance	≤±5°	Operating Temperature	-55~+85°C
¹ Power Handling	Forward ≤10Watt; Reversed ≤1Watt	Operating Humidity	Up to 95%, Non-Condensing
Impedance	50Ω	Weight	30g
Port Connectors	2.92mm-Female		

¹Power Handling guaranteed when load's VSWR within 1.50:1.



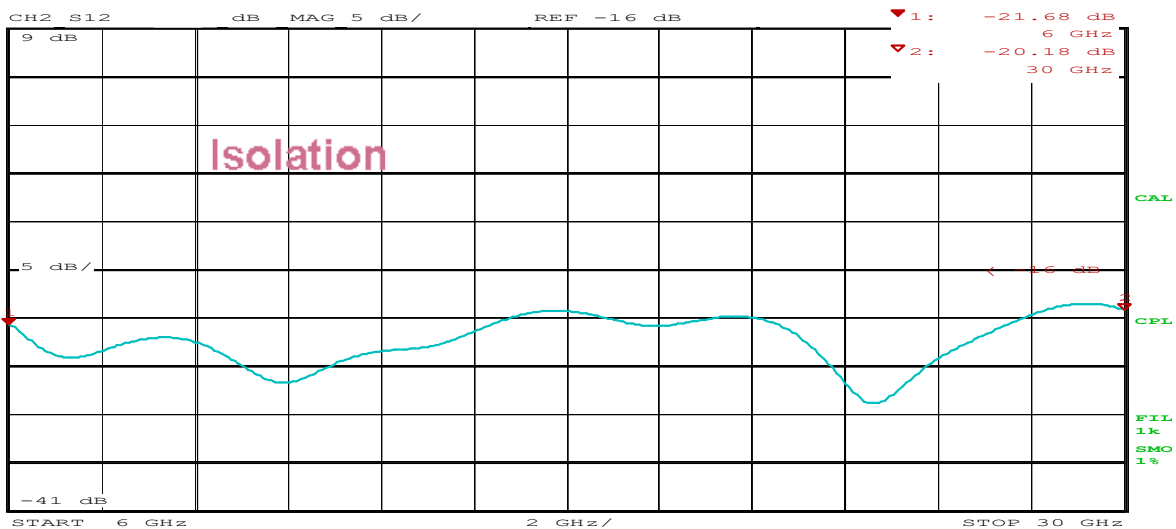
Typical Performance

1. Insertion Loss, Amplitude &Phase Balance, VSWR



Date: 19.JAN.20 11:01:25

2. Isolation



Date: 19.JAN.20 11:03:17

