

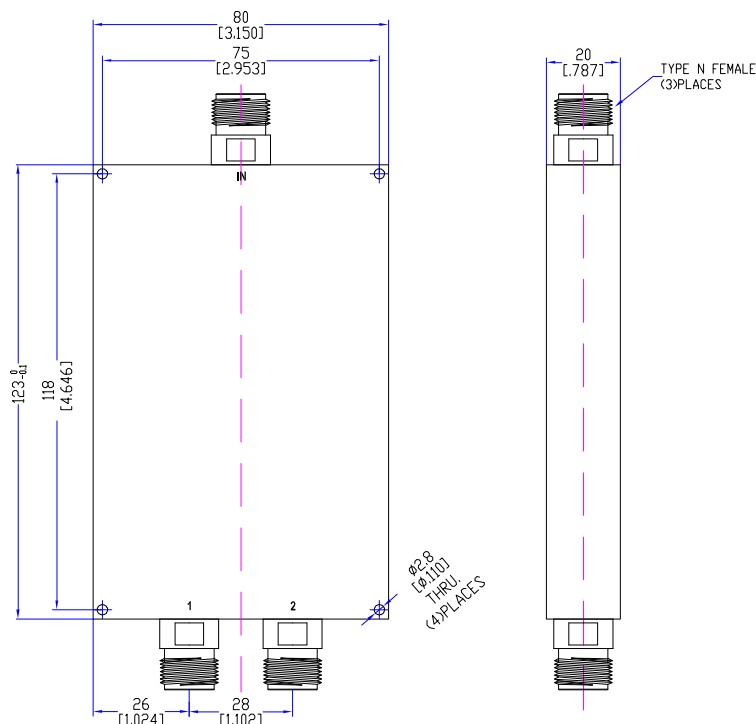
## Model TPD0202N2

### Features

Excellent phase& amplitude balance  
Low Insertion Loss& VSWR  
High Isolation

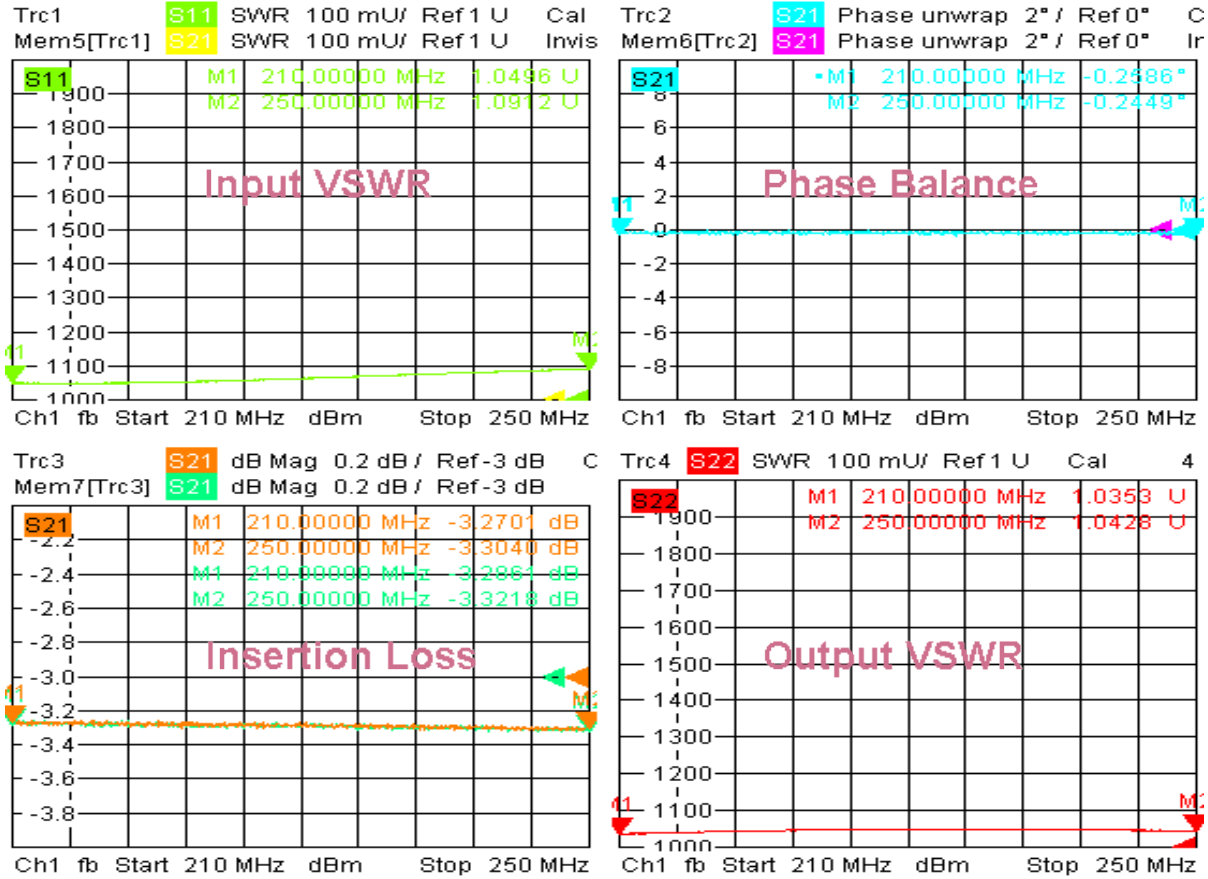
Technical Data Sheet			
Frequency Range	210~250MHz	Finish	Painted Blue_ RAL #5007
Insertion Loss	≤0.4dB (Above 3.01dB Split)	Connector Body	Brass, Tri-Alloy Plate
VSWR	Input ≤1.25:1 Output ≤1.20:1	Housing	Aluminum, 6061 T6 Clear Chem Conversion Film
Isolation	≥22dB	Connector Pin	Beryllium Copper, Gold Plate
Amplitude Balance	≤±0.2dB	Solder	Lead Free, RoHS Compliant
Phase Balance	≤±2°	Operating Temperature	-55~+85°C
<sup>1</sup> Power Handling	Forward ≤50Watt; Reversed ≤1Watt	Operating Humidity	Up to 95%, Non- Condensing
Impedance	50Ω	Weight	430g
Port Connectors	N-Female		

<sup>1</sup>Power Handling guaranteed when load's VSWR within 1.50:1.



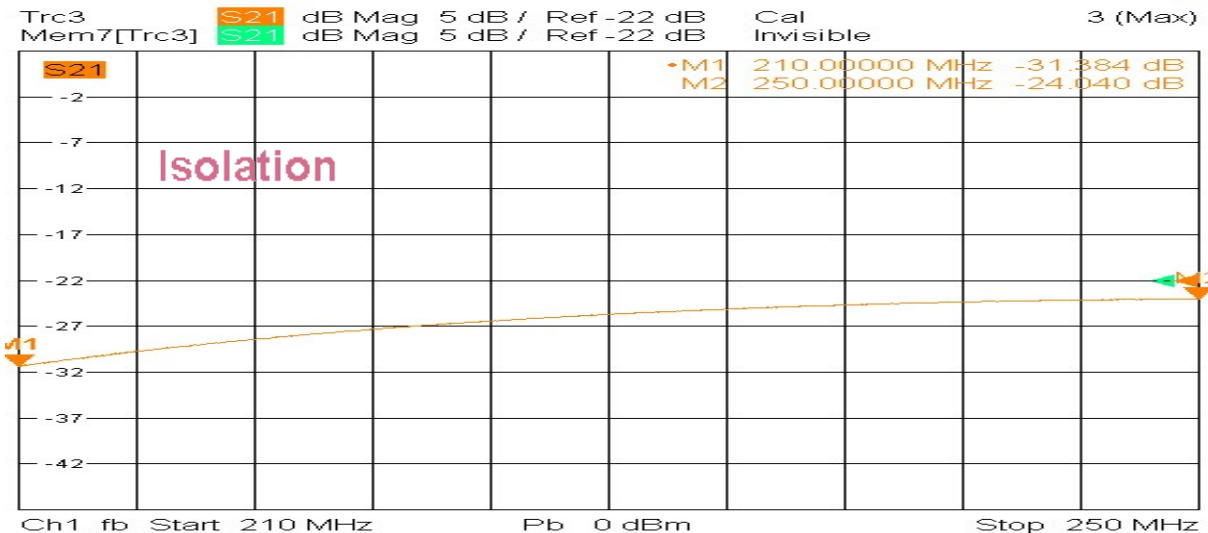
## Typical Performance

### 1. Insertion Loss, Amplitude &Phase Balance, VSWR



4/16/2020, 2:45 AM

### 2. Isolation



4/16/2020, 2:44 AM

