

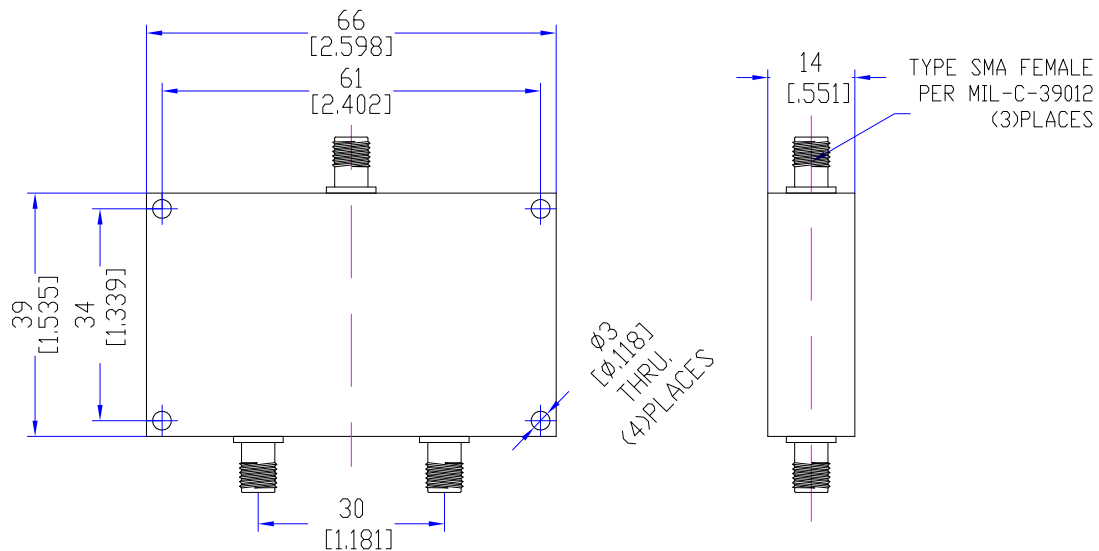
## Model TPD0408A2

### Features

Excellent phase & amplitude balance  
 Low Insertion Loss & VSWR  
 High Isolation

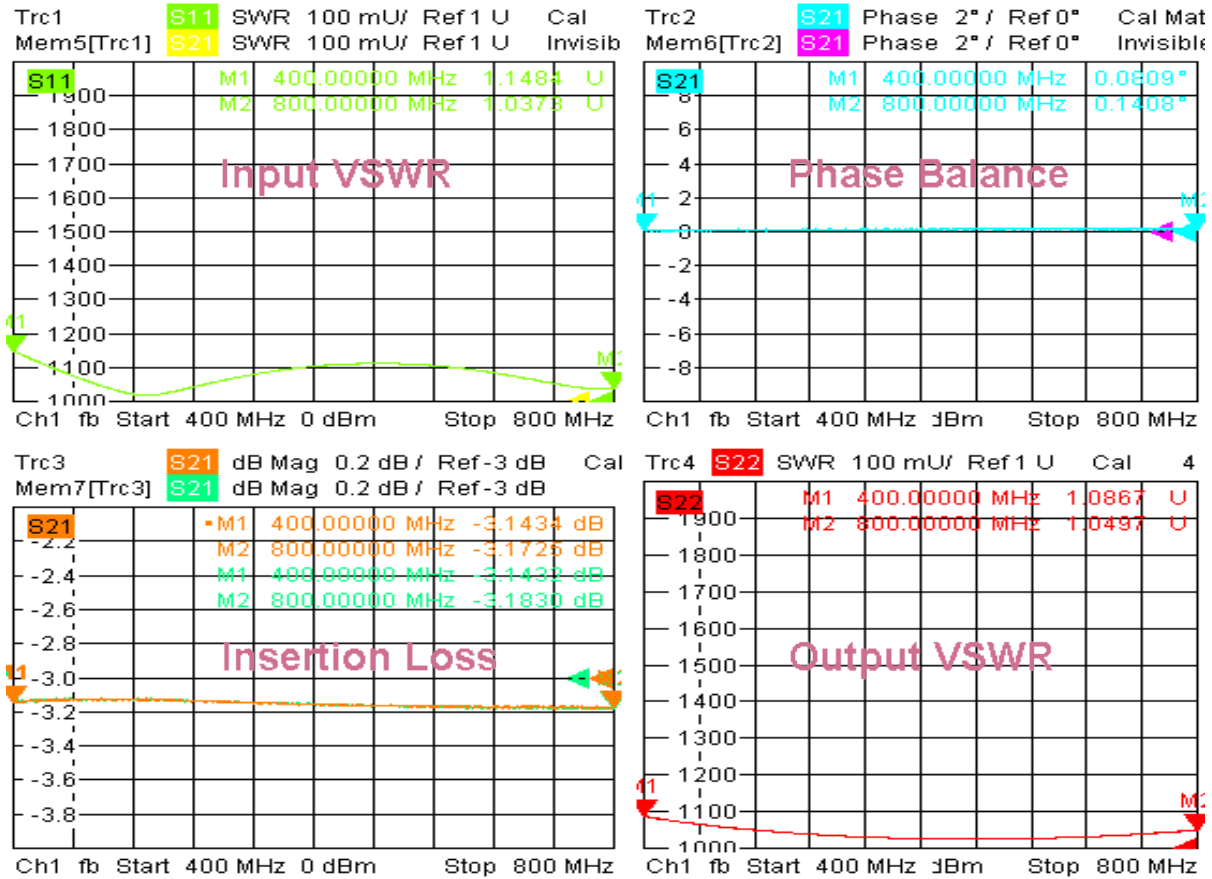
| Technical Data Sheet        |                                     |                       |   |
|-----------------------------|-------------------------------------|-----------------------|---|
| Frequency Range             | 400~800MHz                          | Finish                | Painted Blue_ RAL #5007                         |
| Insertion Loss              | ≤0.3dB<br>(Above 3.01dB Split)      | Connector Body        | Brass, Tri-Alloy Plate                          |
| VSWR                        | Input ≤1.25:1<br>Output ≤1.15:1     | Housing               | Aluminum, 6061 T6<br>Clear Chem Conversion Film |
| Isolation                   | ≥22dB                               | Connector Pin         | Beryllium Copper, Gold Plate                    |
| Amplitude Balance           | ≤±0.2dB                             | Solder                | Lead Free, RoHS Compliant                       |
| Phase Balance               | ≤±2°                                | Operating Temperature | -55~+85°C                                       |
| <sup>1</sup> Power Handling | Forward ≤30Watt;<br>Reversed ≤1Watt | Operating Humidity    | Up to 95%, Non-Condensing                       |
| Impedance                   | 50Ω                                 | Weight                | 80g   |
| Port Connectors             | SMA-Female                          |                       |   |

<sup>1</sup>Power Handling guaranteed when load's VSWR within 1.50:1.



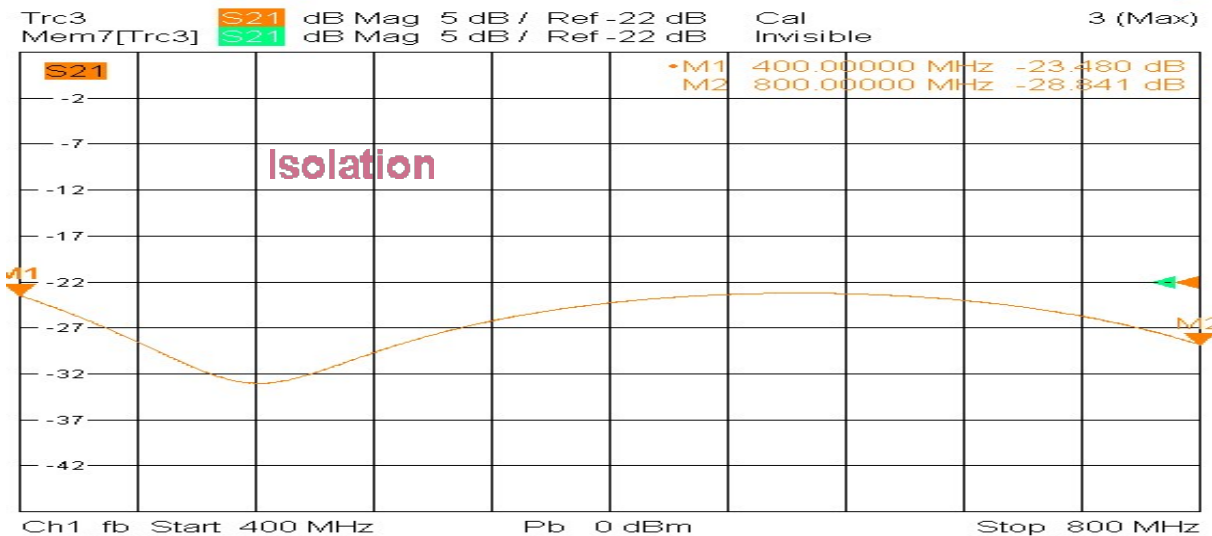
## Typical Performance

### 1. Insertion Loss, Amplitude &Phase Balance, VSWR



4/11/2020, 3:07 AM

### 2. Isolation



4/11/2020, 3:07 AM

