

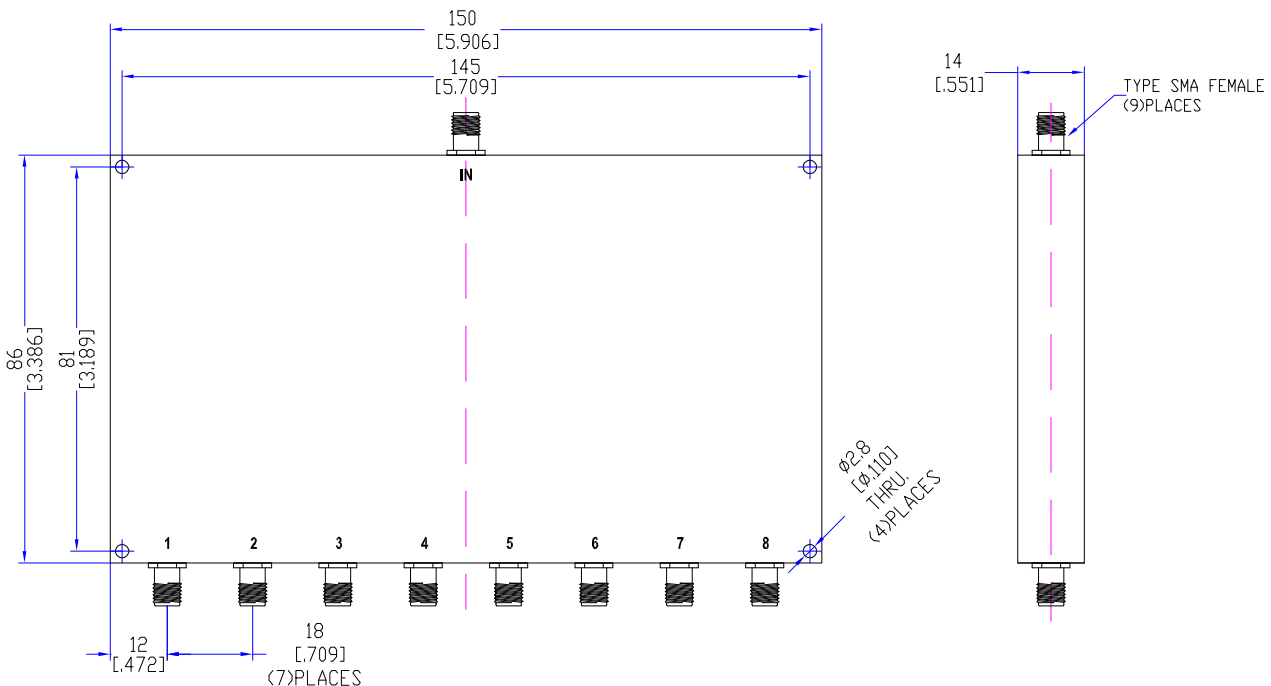
## Model TPD0738A8

### Features

Excellent phase & amplitude balance  
 Low Insertion Loss & VSWR  
 High Isolation

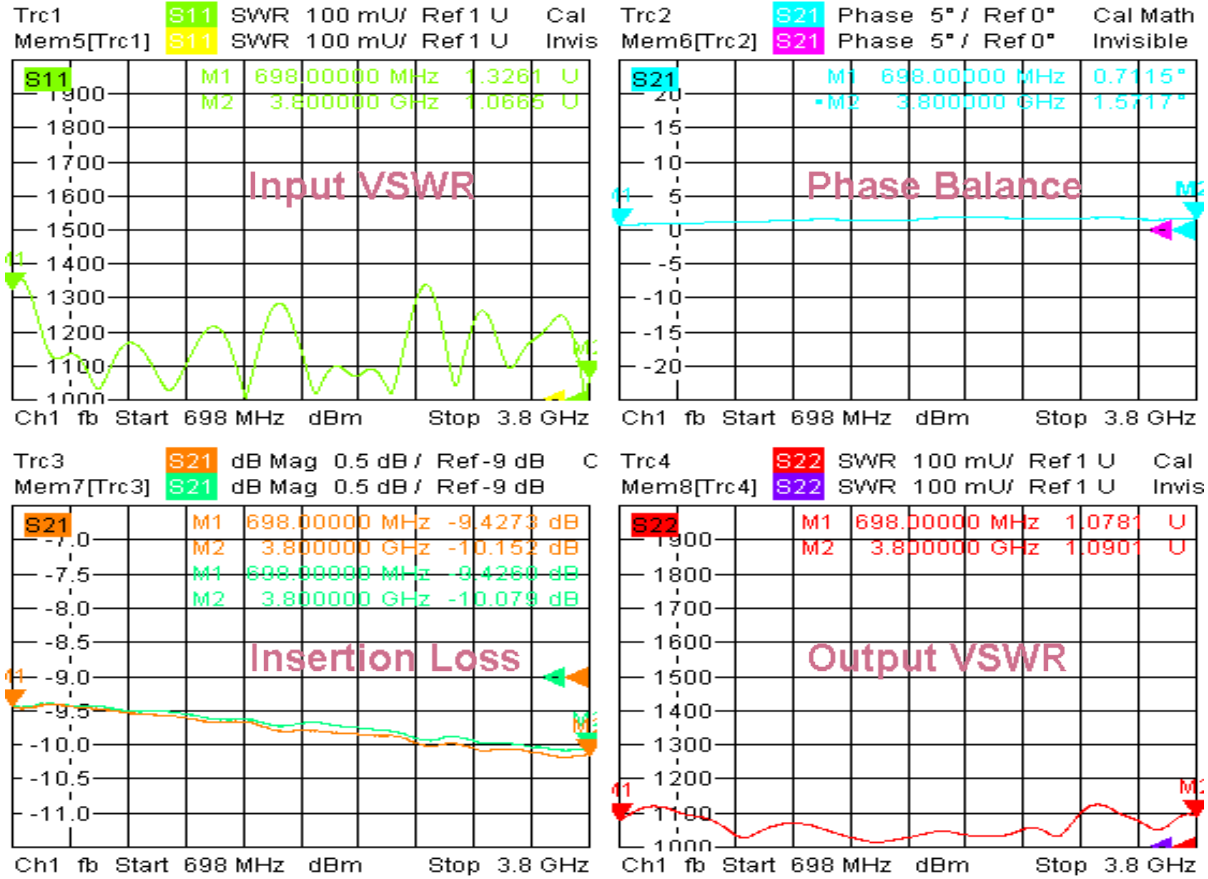
Technical Data Sheet			
Frequency Range	698~3800MHz	Finish	Painted Blue_ RAL #5007
Insertion Loss	≤2.0dB (Above 9.03dB Split)	Connector Body	Brass, Tri-Alloy Plate
VSWR	Input ≤1.40:1 Output ≤1.30:1	Housing	Aluminum, 6061 T6 Clear Chem Conversion Film
Isolation	≥20dB	Connector Pin	Beryllium Copper, Gold Plate
Amplitude Balance	≤±0.5dB	Solder	Lead Free, RoHS Compliant
Phase Balance	≤±5°	Operating Temperature	-55~+85°C
<sup>1</sup> Power Handling	Forward ≤50Watt; Reversed ≤5Watt	Operating Humidity	Up to 95%, Non-Condensing
Impedance	50Ω	Weight	390g
Port Connectors	SMA-Female		

<sup>1</sup>Power Handling guaranteed when load's VSWR within 1.50:1.



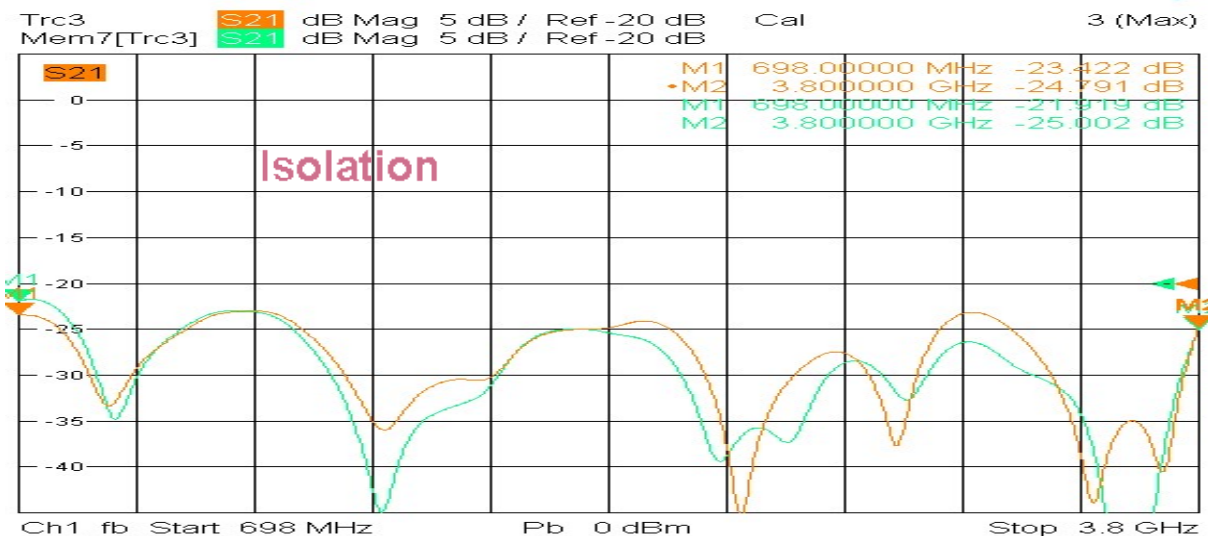
## Typical Performance

### 1. Insertion Loss, Amplitude &Phase Balance, VSWR



4/11/2020, 12:09 AM

### 2. Isolation



4/11/2020, 12:13 AM

