

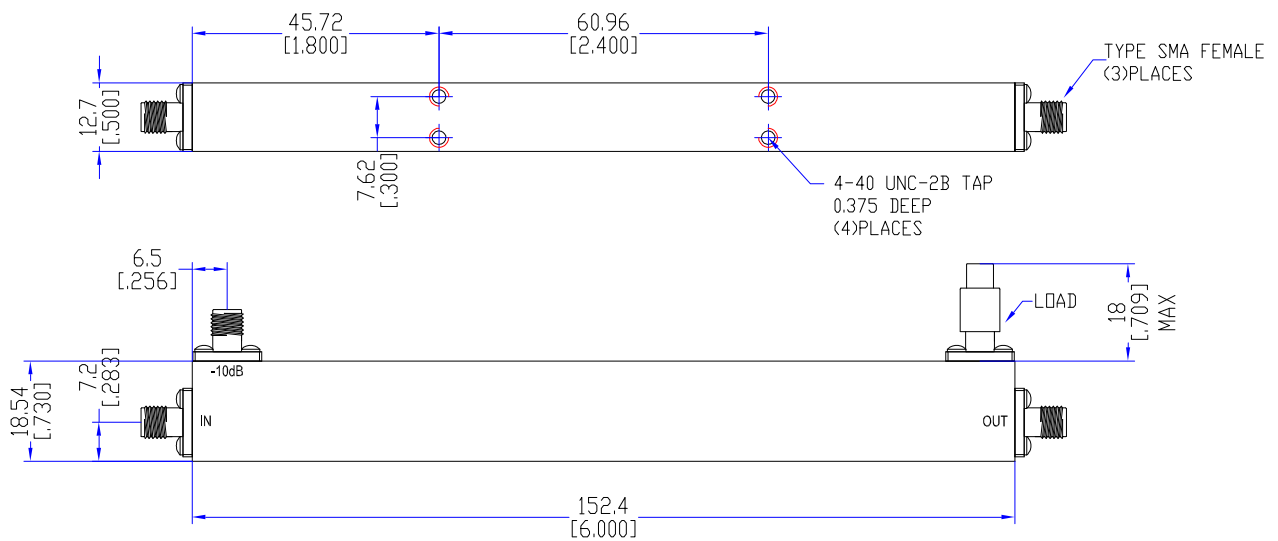
Model TDC0360A10B

Features

Low VSWR
High Directivity
Broadband & Miniature Size

Technical Data Sheet			
Frequency Range	0.38~6GHz	Finish	Painted Blue_ RAL #5007
Insertion Loss	≤0.8dB (Excl. Coupling Loss 0.46dB)	Connector Body	Passivated Stainless Steel
Coupling Factor	≤10±1.0dB	Housing	Aluminum, 6061 T6 Clear Chem Conversion Film
Coupling Sensitivity	≤±1.2dB	Connector Pin	Beryllium Copper, Gold Plate
Directivity	≥15dB	Solder	Lead Free, RoHS Compliant
VSWR	Primary ≤1.30:1 Secondary ≤1.30:1	Operating Temperature	-55~+85°C
¹ Power Handling	Incident ≤50Watt; Reflected ≤2Watt	Operating Humidity	Up to 95%, Non- Condensing
Impedance	50Ω	Weight	90g
Port Connectors	SMA-Female		

¹Power Handling guaranteed when load's VSWR within 1.50:1.

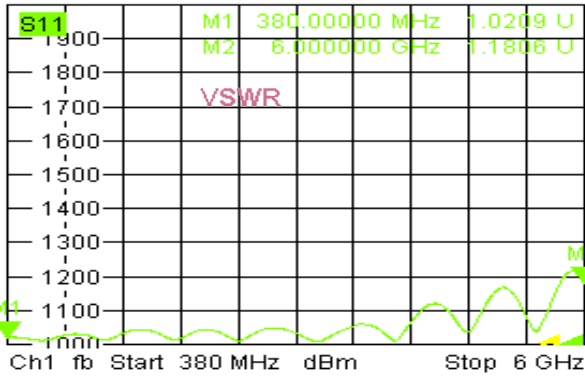


Typical Performance

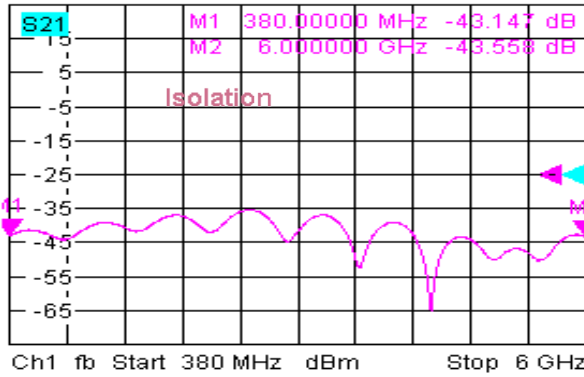
1. Coupling Factor & Sensitivity, Isolation, VSWR



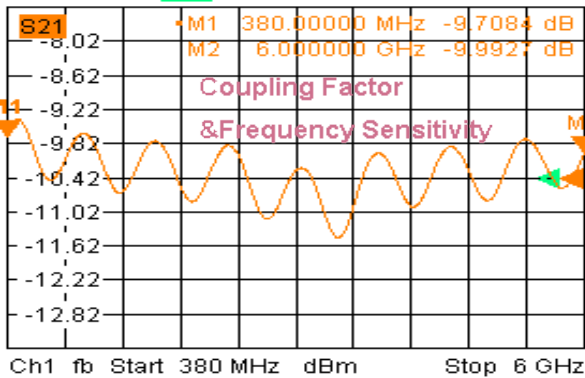
Trc1 Mem5[Trc1] **S11** SWR 100 mU/ Ref1 U Cal Invis



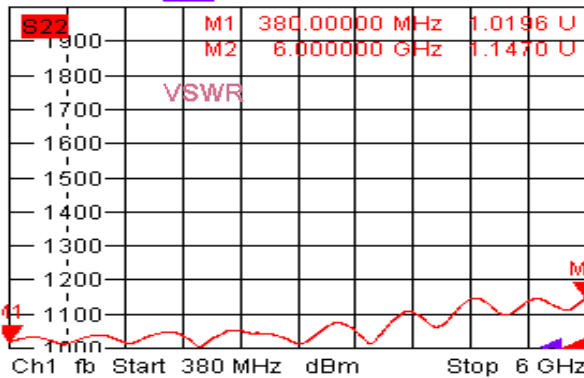
Trc2 Mem6[Trc2] **S21** dB Mag 10 dB / Ref-25 dB Cal Invis



Trc3 Mem7[Trc3] **S21** dB Mag 0.6 dB / Ref-10.42 dB Cal Invis



Trc4 Mem8[Trc4] **S22** SWR 100 mU/ Ref1 U Cal Invis

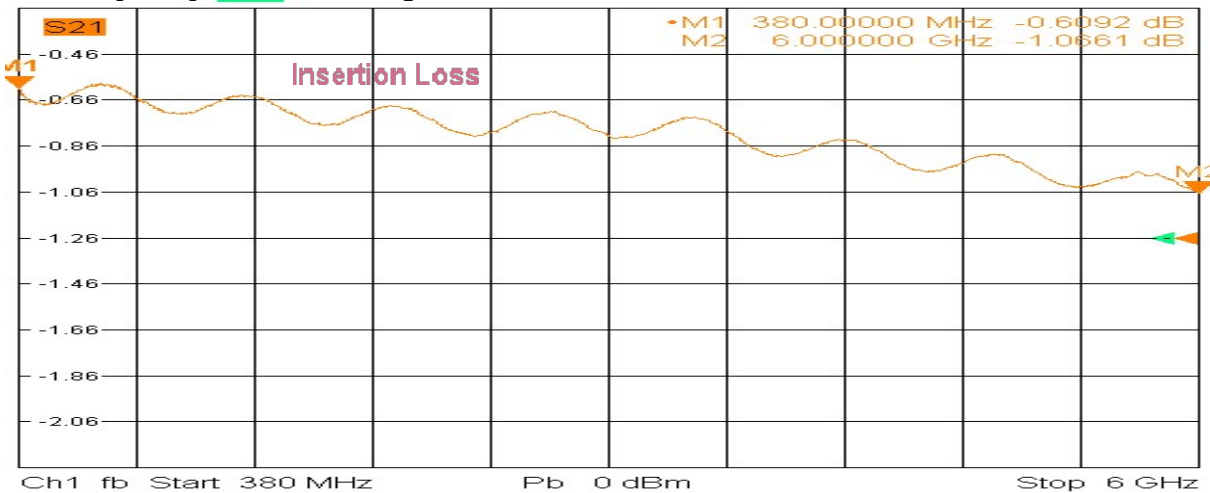


4/22/2020, 12:21 AM

2. Insertion Loss



Trc3 Mem7[Trc3] **S21** dB Mag 0.2 dB / Ref-1.26 dB Cal Invisible 3 (Max)



4/22/2020, 12:22 AM

