

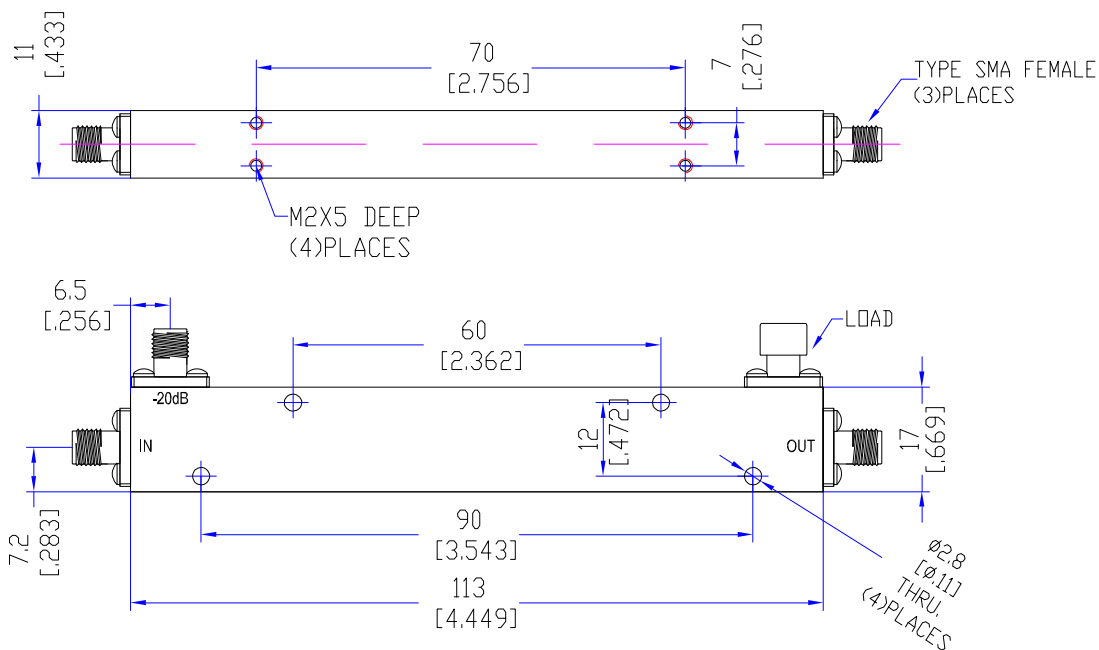
Model TDC05200A20

Features

Low VSWR
High Directivity
Broadband & Miniature Size

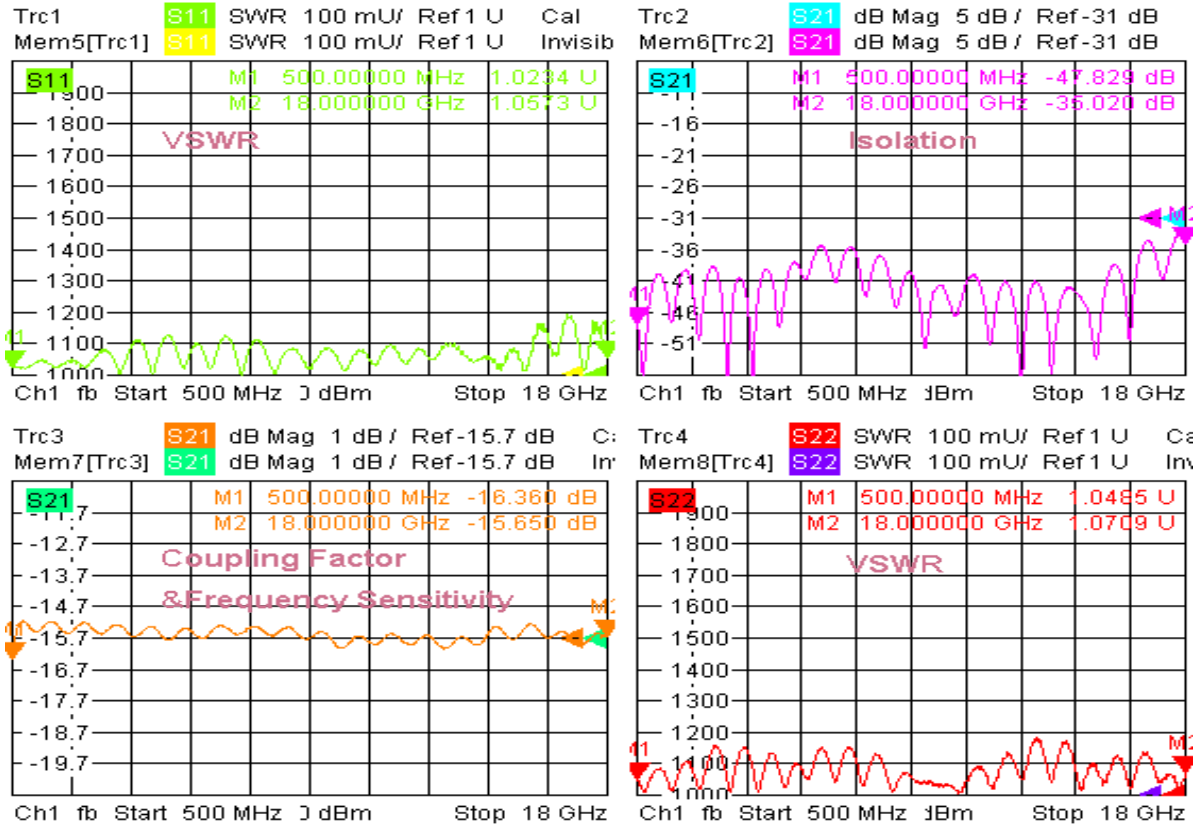
Technical Data Sheet			
Frequency Range	0.5~20GHz	Finish	Painted Blue_ RAL #5007
Insertion Loss	≤1.2dB (Excl. Coupling Loss 0.04dB)	Connector Body	Passivated Stainless Steel
Coupling Factor	≤20±0.8dB	Housing	Aluminum, 6061 T6 Clear Chem Conversion Film
Coupling Sensitivity	≤±1.0dB	Connector Pin	Beryllium Copper, Gold Plate
Directivity	≥12dB	Solder	Lead Free, RoHS Compliant
VSWR	Primary ≤1.40:1 Secondary ≤1.40:1	Operating Temperature	-55~+85°C
¹ Power Handling	Incident ≤50Watt; Reflected ≤2Watt	Operating Humidity	Up to 95%, Non- Condensing
Impedance	50Ω	Weight	70g
Port Connectors	SMA-Female		

¹Power Handling guaranteed when load's VSWR within 1.50:1.




Typical Performance

1. Coupling Factor & Sensitivity, Isolation, VSWR



3/28/2019, 1:30 PM

2. Insertion Loss



3/28/2019, 1:31 PM

