

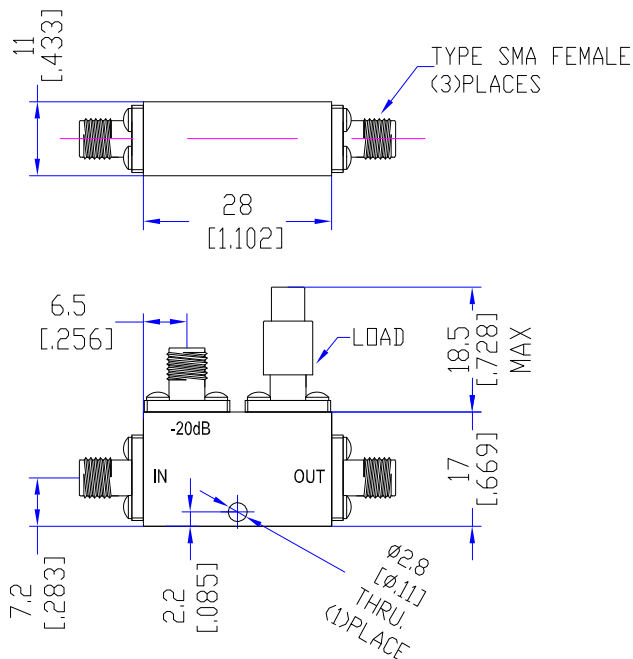
## Model TDC180400A20

### Features

Low VSWR  
High Directivity  
Broadband & Miniature Size

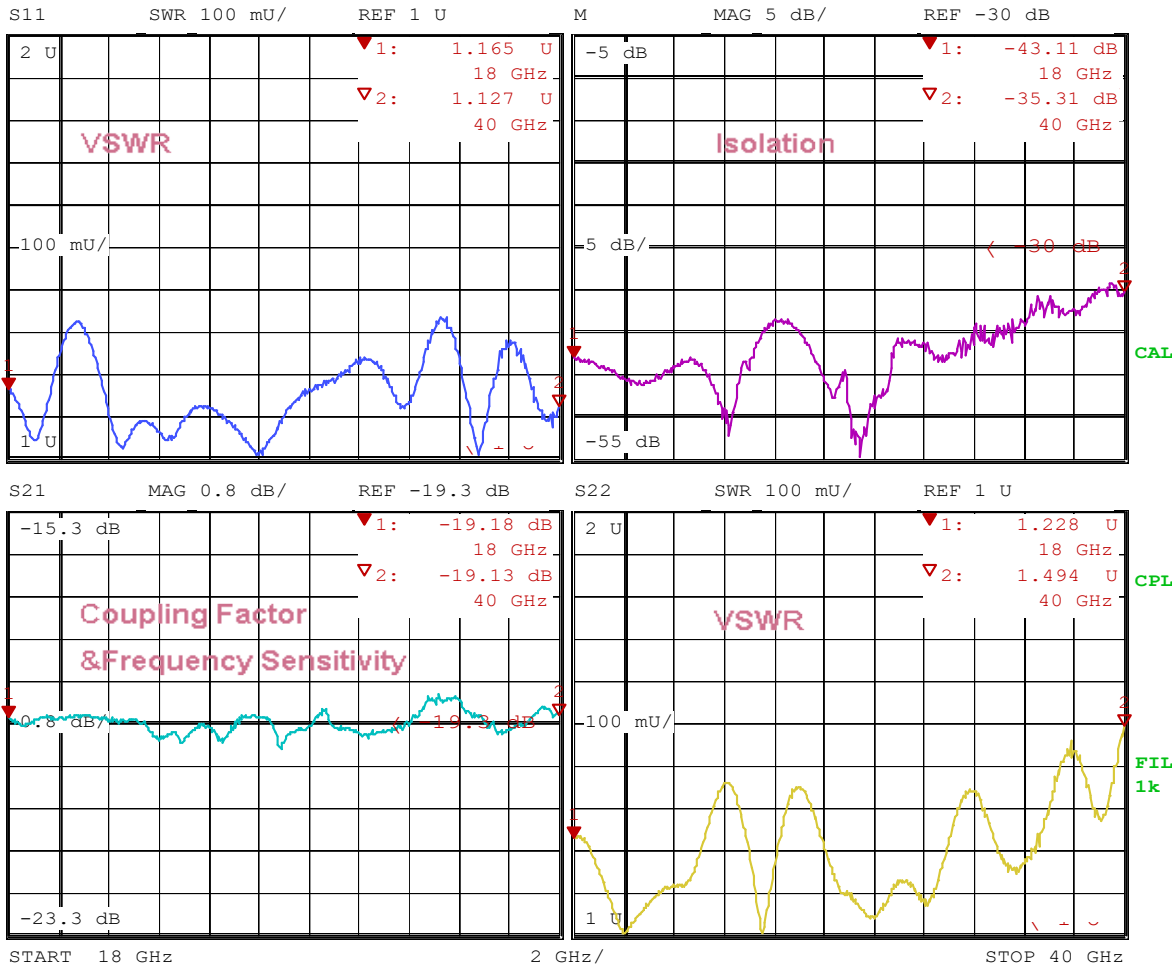
Technical Data Sheet			
Frequency Range	18~40GHz	Finish	Painted Blue_ RAL #5007
Insertion Loss	≤1.6dB (Excl. Coupling Loss 0.04dB)	Connector Body	Passivated Stainless Steel
Coupling Factor	≤20±1.0dB	Housing	Aluminum, 6061 T6 Clear Chem Conversion Film
Coupling Sensitivity	≤±1.2dB	Connector Pin	Beryllium Copper, Gold Plate
Directivity	≥10dB	Solder	Lead Free, RoHS Compliant
VSWR	Primary ≤1.60:1 Secondary ≤1.60:1	Operating Temperature	-55~+85°C
<sup>1</sup> Power Handling	Incident ≤20Watt; Reflected ≤1Watt	Operating Humidity	Up to 95%, Non- Condensing
Impedance	50Ω	Weight	30g
Port Connectors	2.92mm-Female		

<sup>1</sup>Power Handling guaranteed when load's VSWR within 1.50:1.



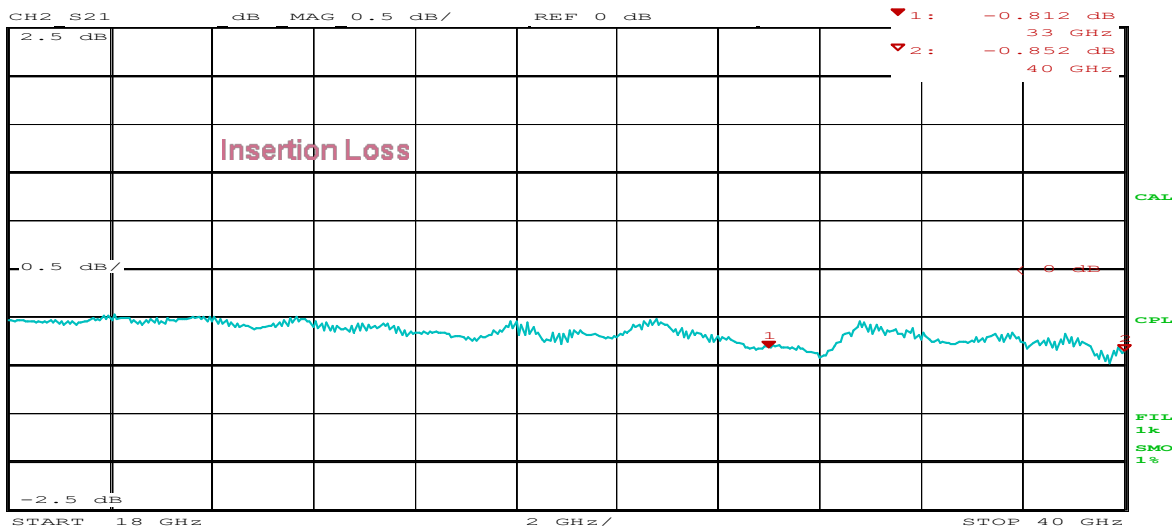
# Typical Performance

## 1. Coupling Factor & Sensitivity, Isolation, VSWR



Date: 30.JUL.19 10:30:38

## 2. Insertion Loss



Date: 30.JUL.19 10:25:52

