

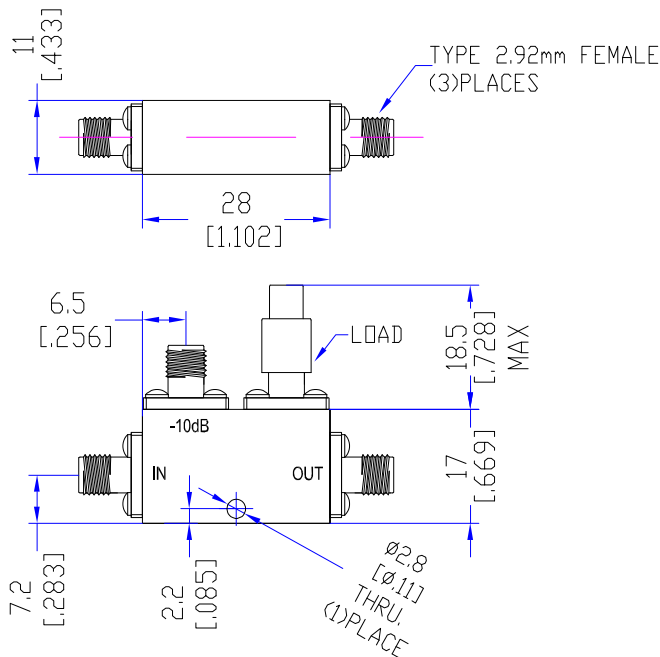
Model TDC265400A10

Features

Low VSWR
High Directivity
Broadband & Miniature Size

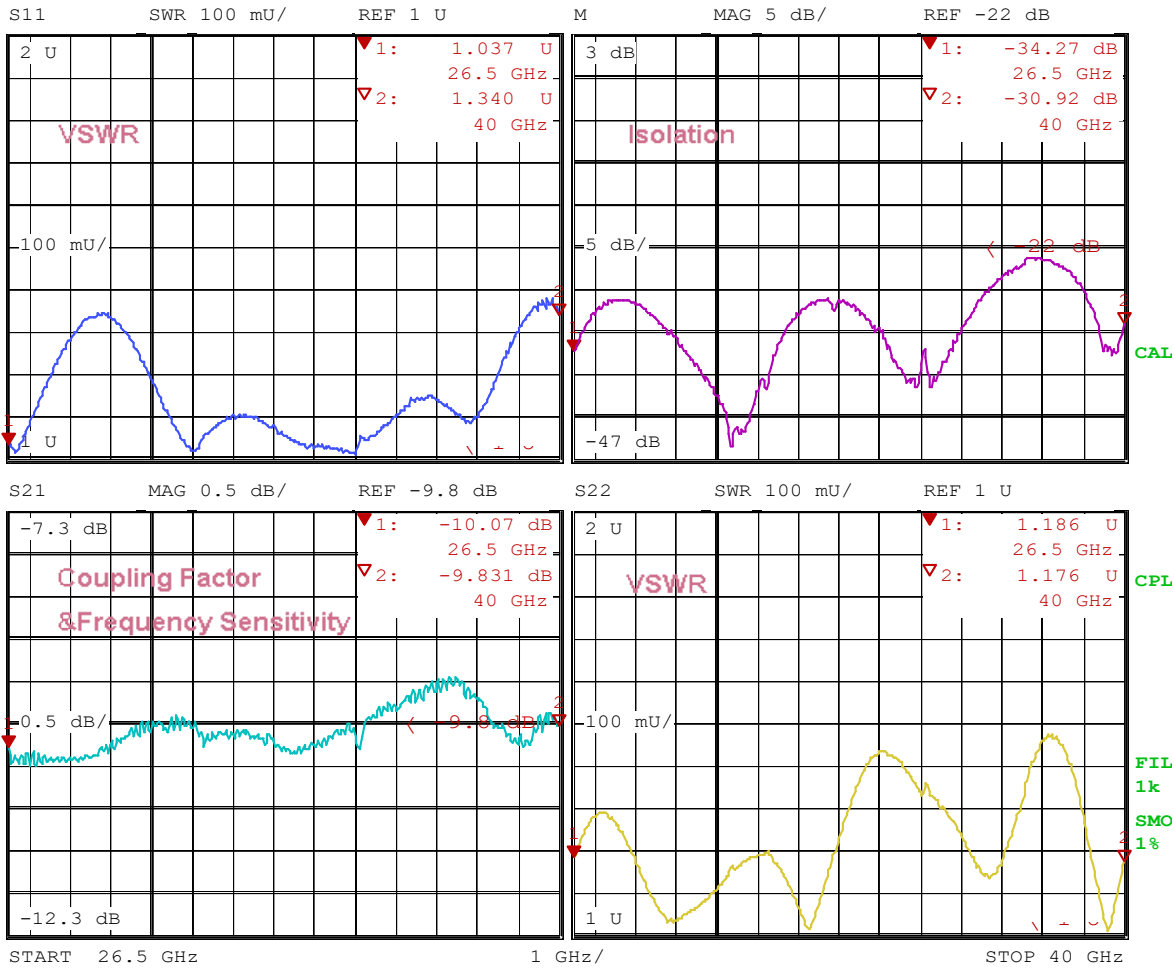
Technical Data Sheet			
Frequency Range	26.5~40GHz	Finish	Painted Blue_ RAL #5007
Insertion Loss	≤1.6dB (Excl. Coupling Loss 0.46dB)	Connector Body	Passivated Stainless Steel
Coupling Factor	≤10±1.0dB	Housing	Aluminum, 6061 T6 Clear Chem Conversion Film
Coupling Sensitivity	≤±1.0dB	Connector Pin	Beryllium Copper, Gold Plate
Directivity	≥12dB	Solder	Lead Free, RoHS Compliant
VSWR	Primary ≤1.70:1 Secondary ≤1.70:1	Operating Temperature	-55~+85°C
¹ Power Handling	Incident ≤20Watt; Reflected ≤1Watt	Operating Humidity	Up to 95%, Non- Condensing
Impedance	50Ω	Weight	30g
Port Connectors	2.92mm-Female		

¹Power Handling guaranteed when load's VSWR within 1.50:1.



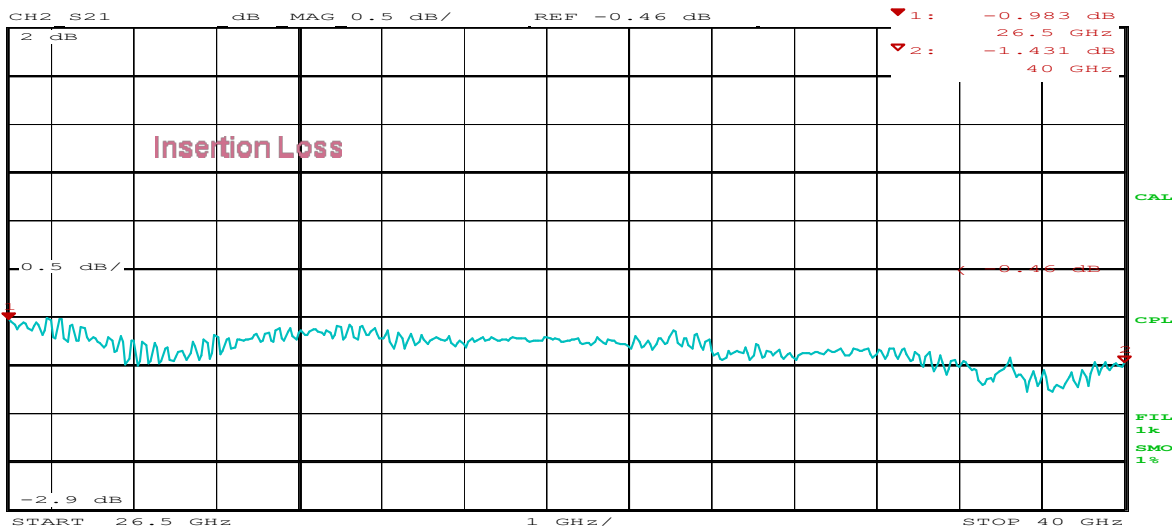
Typical Performance

1. Coupling Factor & Sensitivity, Isolation, VSWR



Date: 14.OCT.19 11:59:34

2. Insertion Loss



Date: 14.OCT.19 12:00:27

