

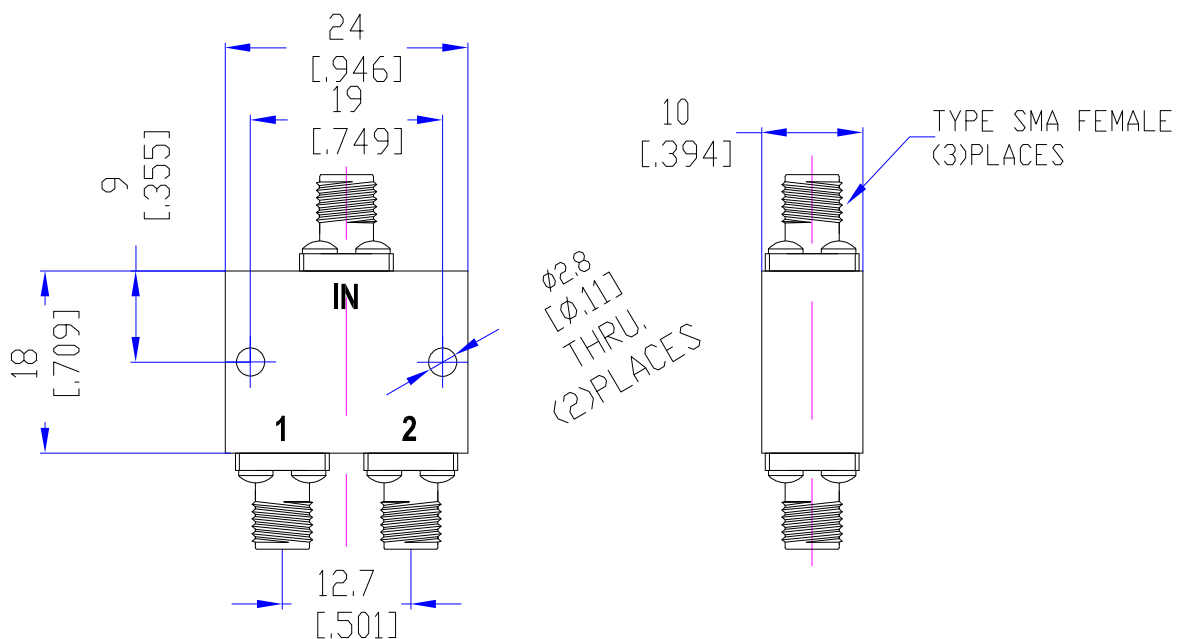
## Model TPD124180A2

### Features

Excellent phase & amplitude balance  
Low Insertion Loss & VSWR  
High Isolation

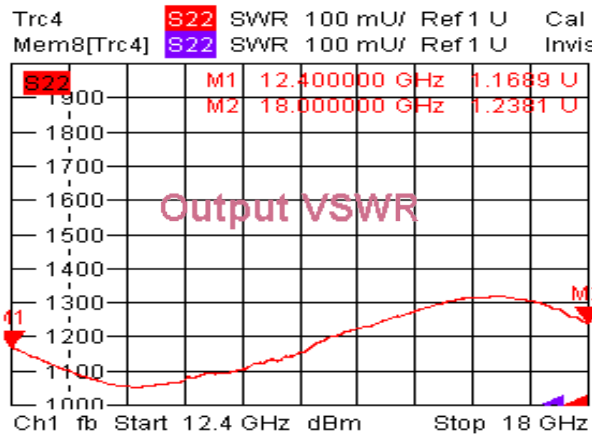
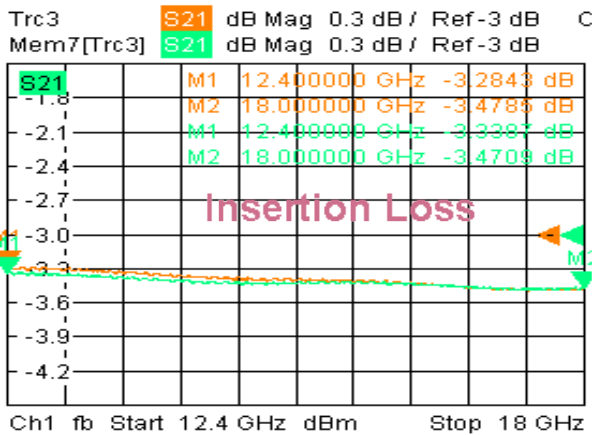
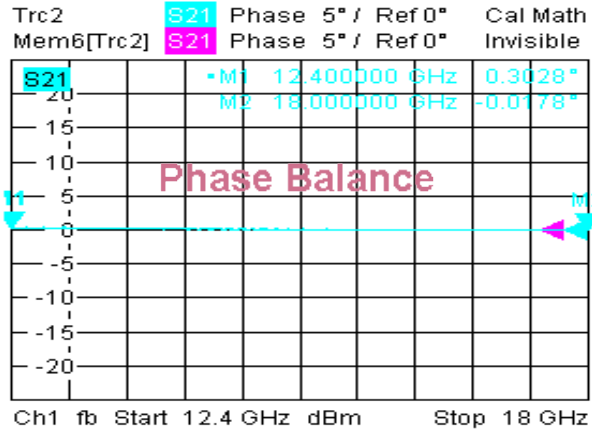
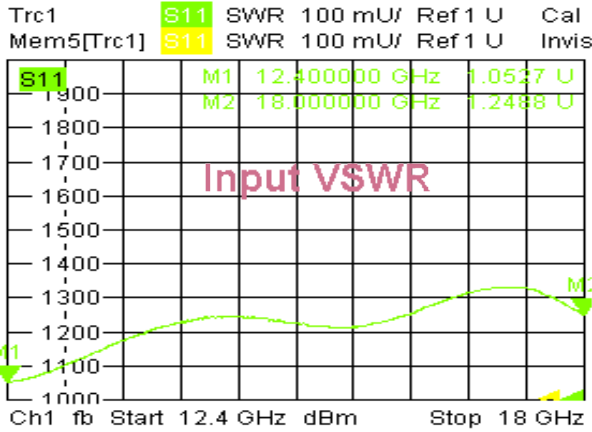
Technical Data Sheet			
Frequency Range	12.4~18GHz	Finish	Painted Blue_ RAL #5007
Insertion Loss	≤0.7dB (Above 3.01dB Split)	Connector Body	Passivated Stainless Steel
VSWR	Input ≤1.40:1 Output ≤1.40:1	Housing	Aluminum, 6061 T6 Clear Chem Conversion Film
Isolation	≥18dB	Connector Pin	Beryllium Copper, Gold Plate
Amplitude Balance	≤±0.3dB	Solder	Lead Free, RoHS Compliant
Phase Balance	≤±5°	Operating Temperature	-55~+85°C
<sup>1</sup> Power Handling	Forward ≤30Watt; Reversed ≤1Watt	Operating Humidity	Up to 95%, Non- Condensing
Impedance	50Ω	Weight	20g
Port Connectors	SMA-Female		

<sup>1</sup>Power Handling guaranteed when load's VSWR within 1.50:1.



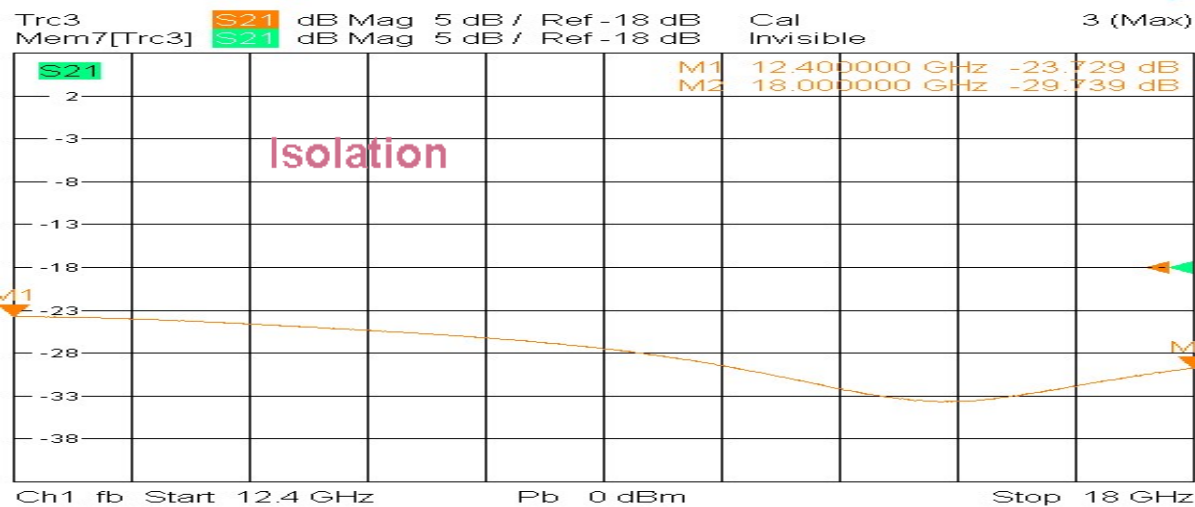
## Typical Performance

### 1. Insertion Loss, Amplitude &Phase Balance, VSWR



10/17/2018, 7:24 PM

### 2. Isolation



10/17/2018, 7:25 PM

