

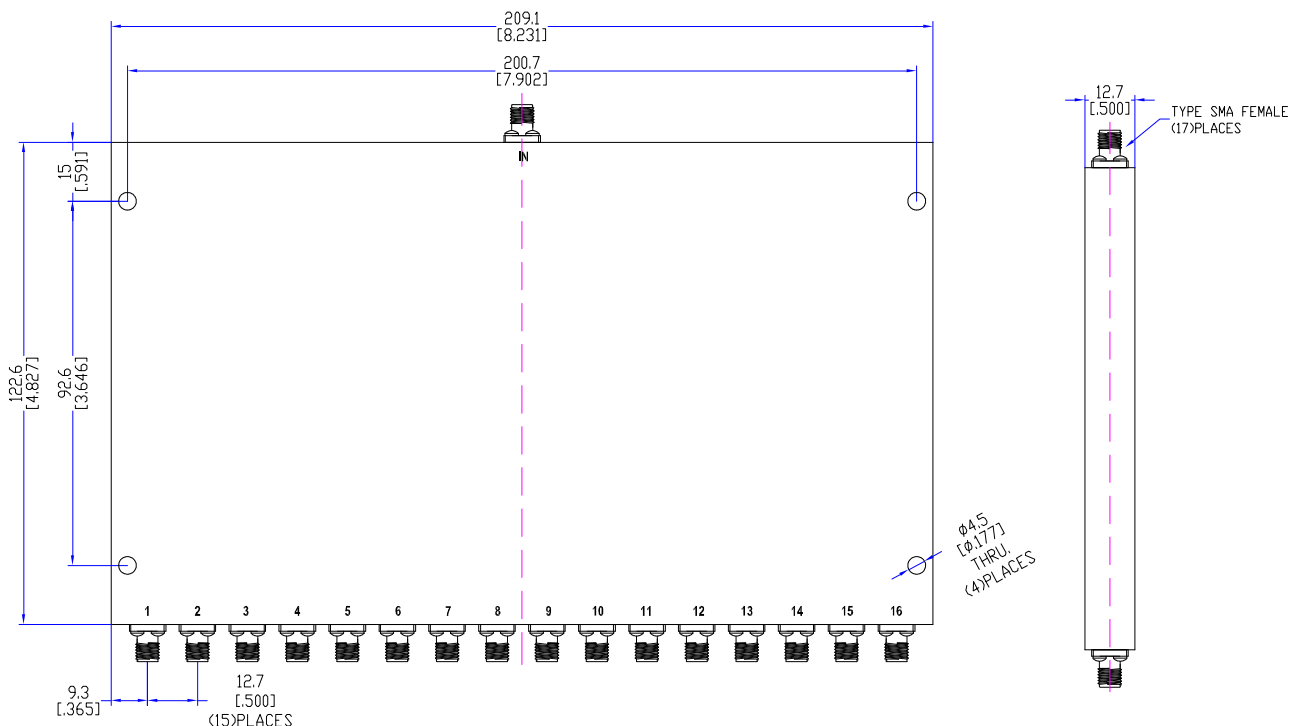
Model TPD50100A16

Features

- Excellent phase& amplitude balance
- Low Insertion Loss& VSWR
- High Isolation

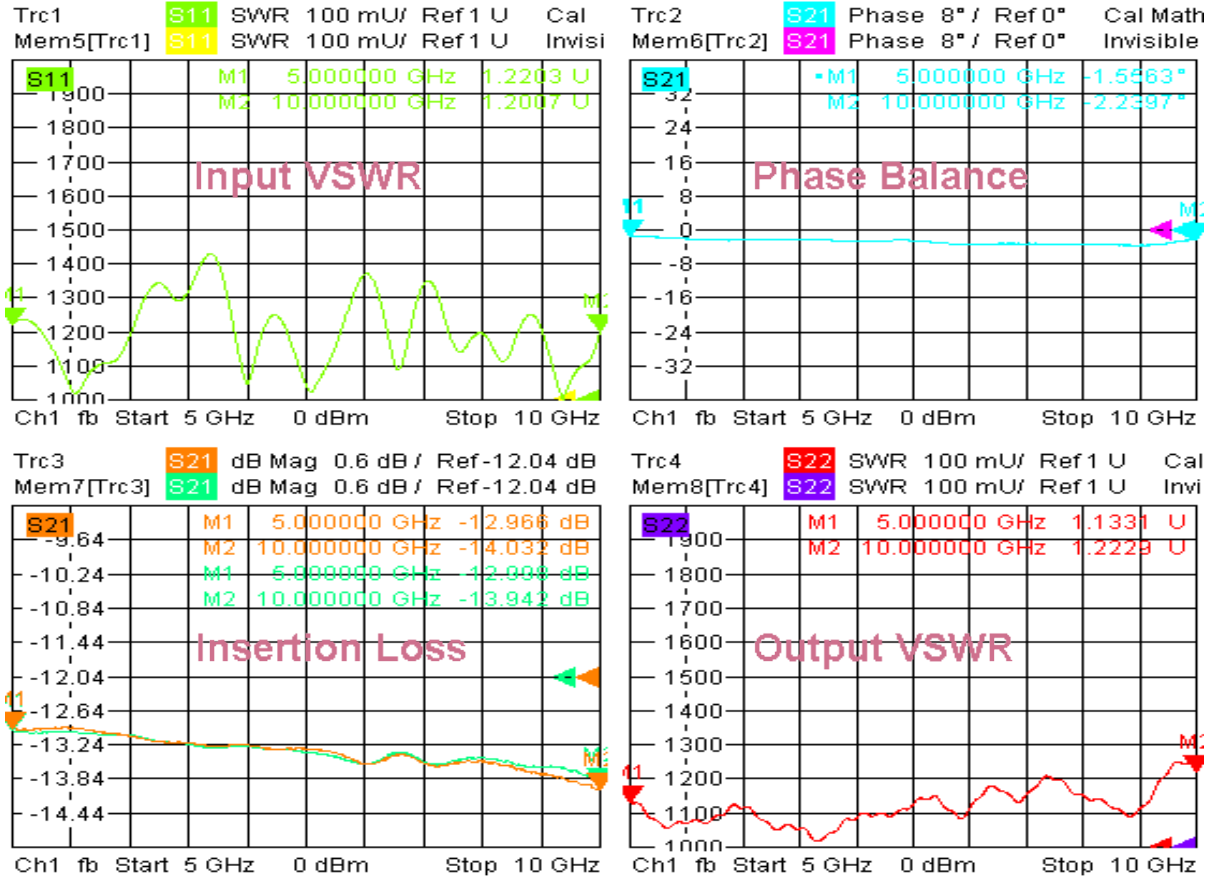
Technical Data Sheet			
Frequency Range	5~10GHz	Finish	Painted Blue_ RAL #5007
Insertion Loss	≤2.6dB (Above 12.04dB Split)	Connector Body	Brass, Tri-Alloy Plate
VSWR	Input ≤1.60:1 Output ≤1.40:1	Housing	Aluminum, 6061 T6 Clear Chem Conversion Film
Isolation	≥18dB	Connector Pin	Beryllium Copper, Gold Plate
Amplitude Balance	≤±0.6dB	Solder	Lead Free, RoHS Compliant
Phase Balance	≤±8°	Operating Temperature	-55~+85°C
¹ Power Handling	Forward ≤30Watt; Reversed ≤1Watt	Operating Humidity	Up to 95%, Non- Condensing
Impedance	50Ω	Weight	740g
Port Connectors	SMA-Female		

¹Power Handling guaranteed when load's VSWR within 1.50:1.



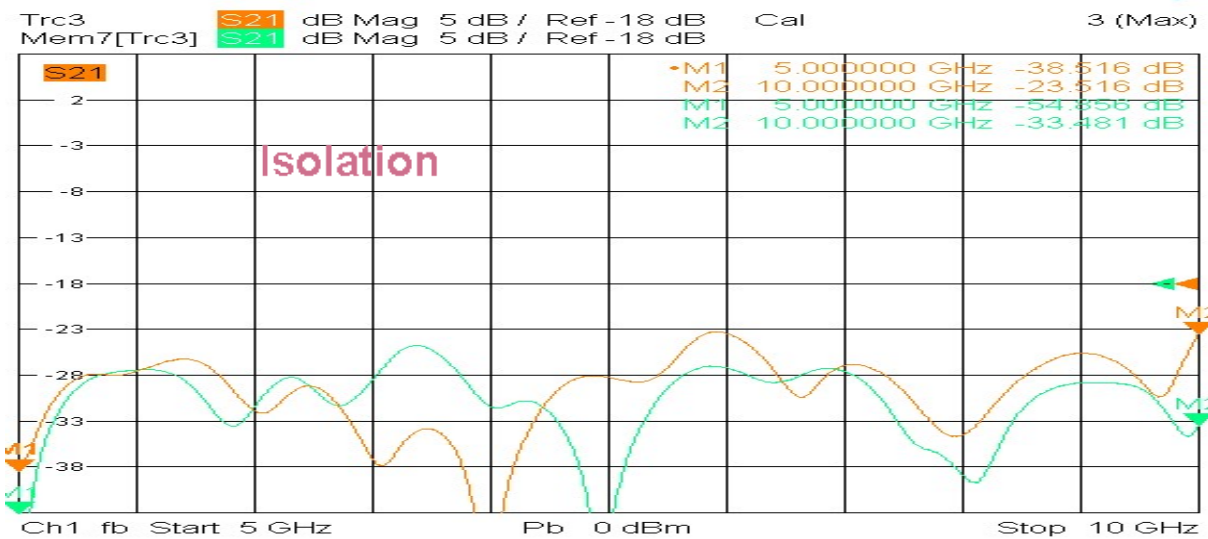
Typical Performance

1. Insertion Loss, Amplitude & Phase Balance, VSWR



10/31/2019, 3:50 AM

2. Isolation



10/31/2019, 3:51 AM

