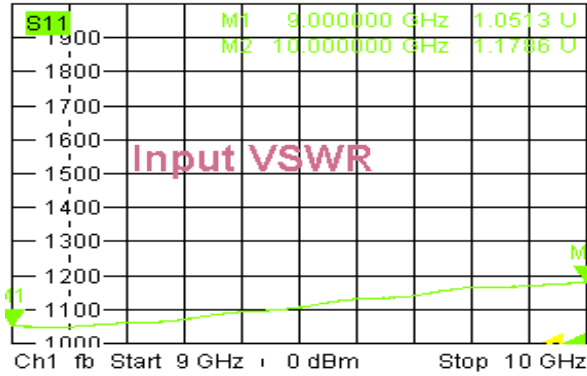


Typical Performance

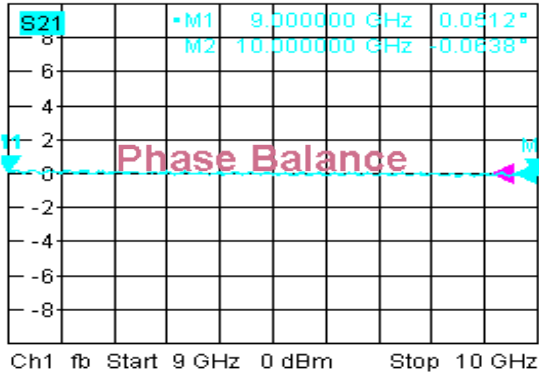
1. Insertion Loss, Amplitude &Phase Balance, VSWR



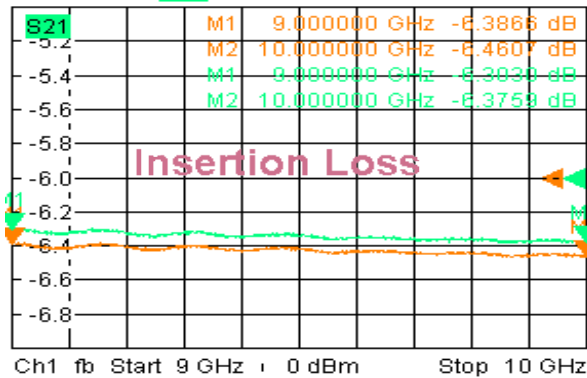
Trc1 **S11** SWR 100 mU/ Ref 1 U Cal
Mem5[Trc1] **S11** SWR 100 mU/ Ref 1 U Invisib



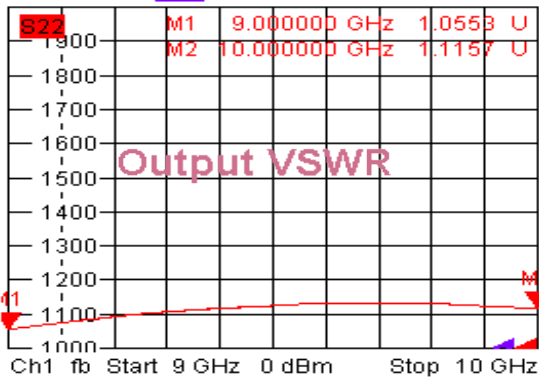
Trc2 **S21** Phase unwrap 2° / Ref 0°
Mem6[Trc2] **S21** Phase unwrap 2° / Ref 0°



Trc3 **S21** dB Mag 0.2 dB / Ref -6 dB Cal
Mem7[Trc3] **S21** dB Mag 0.2 dB / Ref -6 dB



Trc4 **S22** SWR 100 mU/ Ref 1 U Ca
Mem8[Trc4] **S22** SWR 100 mU/ Ref 1 U Inv

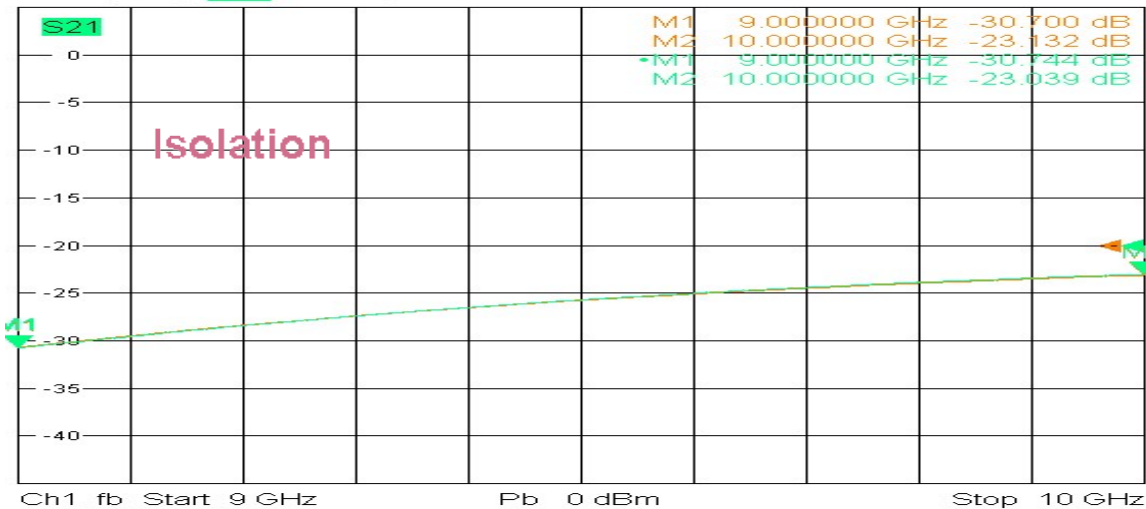


8/16/2019, 1:31 AM

2. Isolation



Trc3 **S21** dB Mag 5 dB / Ref -20 dB Cal 3 (Max)
Mem7[Trc3] **S21** dB Mag 5 dB / Ref -20 dB



8/16/2019, 1:32 AM

