

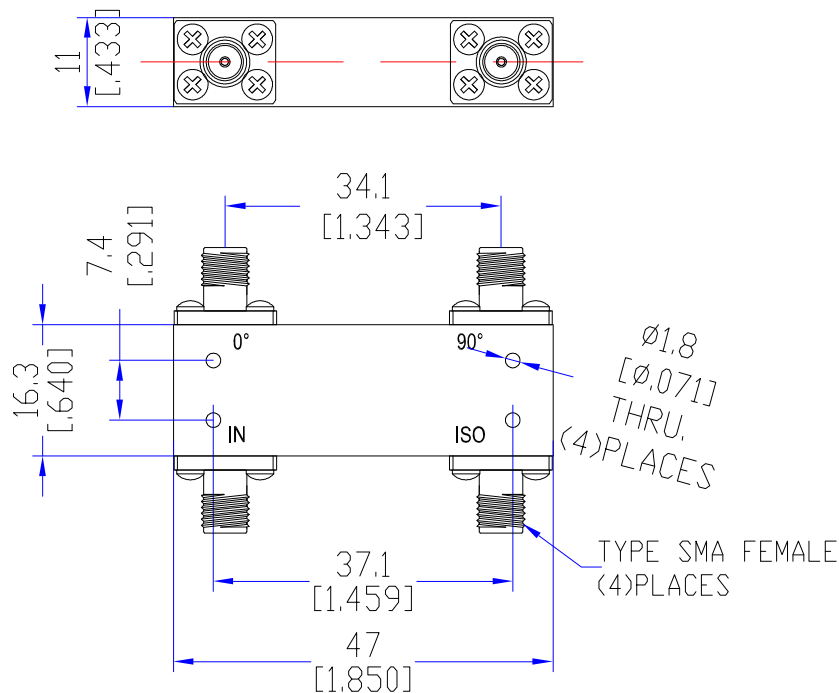
Model THC2040A1

Features

- Excellent phase & amplitude balance
- Low Insertion Loss & VSWR
- High Isolation

Technical Data Sheet			
Frequency Range	2~4GHz	Finish	Painted Blue_ RAL #5007
Nominal Split	3.01dB	Connector Body	Passivated Stainless Steel
Insertion Loss	≤0.35dB	Housing	Aluminum, 6061 T6
Isolation	≥25dB		Clear Chem Conversion Film
Amplitude Balance	≤±0.5dB	Connector Pin	Beryllium Copper, Gold Plate
Phase Balance	≤±2°	Solder	Lead Free, RoHS Compliant
VSWR	≤1.15:1	Operating Temperature	-55~+85°C
¹ Power Handling	Average ≤50Watt Peak ≤1KW	Operating Humidity	Up to 95%, Non-Condensing
Impedance	50Ω	Weight	20g
Port Connectors	SMA-Female		

¹Power Handling guaranteed when load's VSWR within 1.50:1.

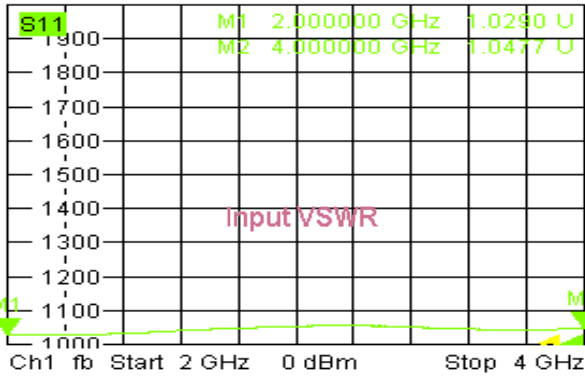


Typical Performance

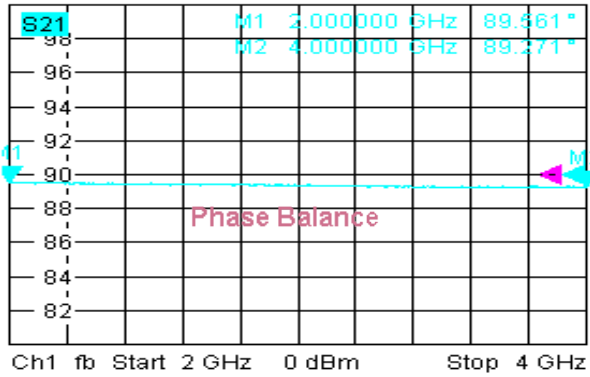
1. Insertion Loss, Amplitude & Phase Balance, VSWR



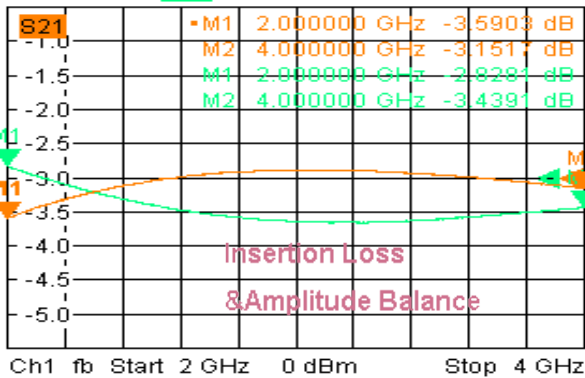
Trc1 Mem5[Trc1] **S11** SWR 100 mU/ Ref 1 U Cal Invis



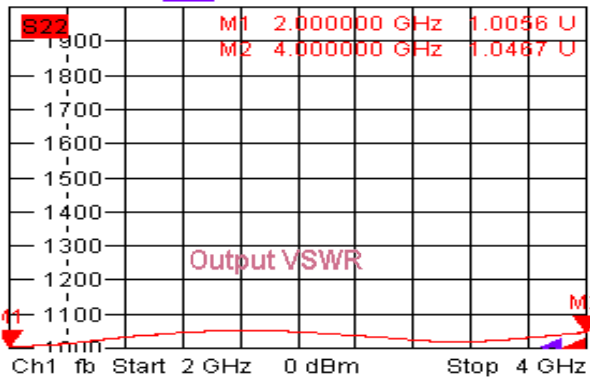
Trc2 Mem6[Trc2] **S21** Phase 2° / Ref 90° Cal Matr Invisible



Trc3 Mem7[Trc3] **S21** dB Mag 0.5 dB / Ref -3 dB C



Trc4 Mem8[Trc4] **S22** SWR 100 mU/ Ref 1 U Cal Invis

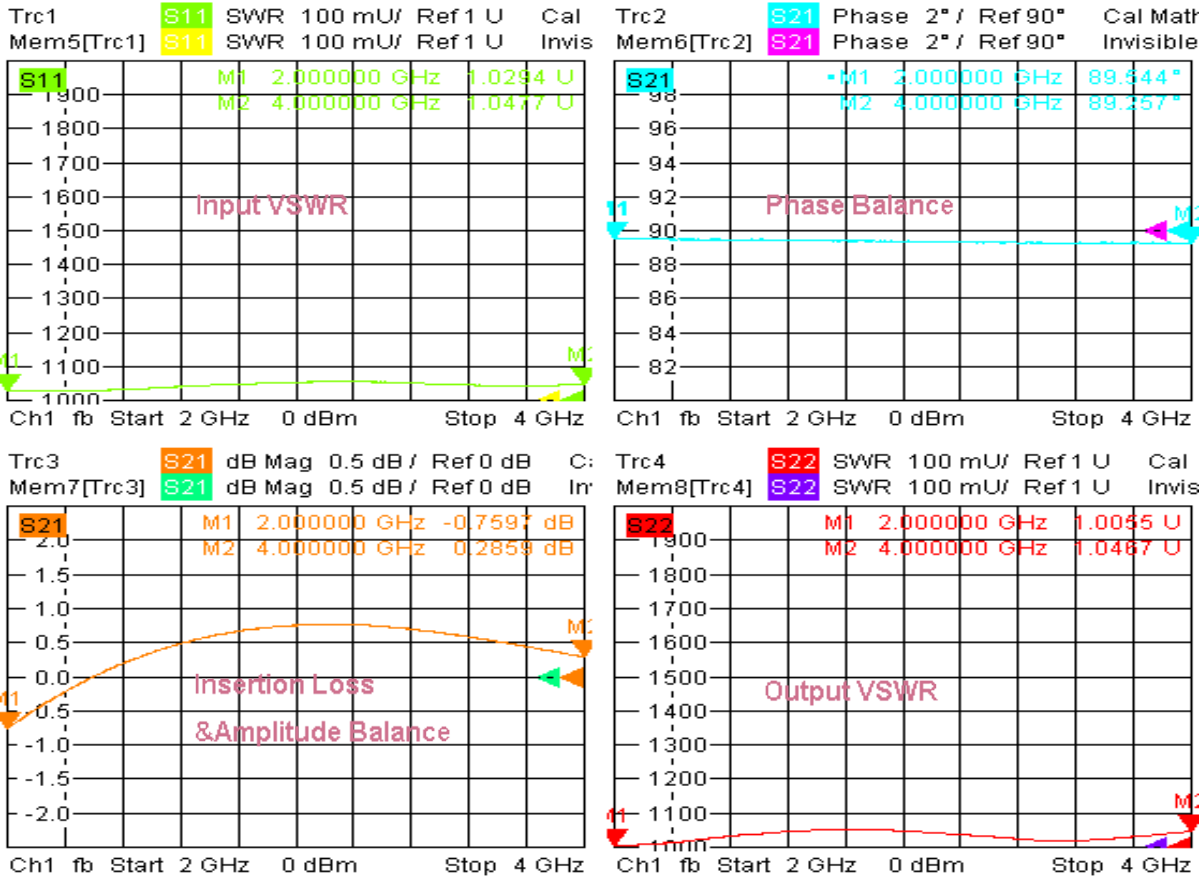


6/1/2020, 5:15 PM



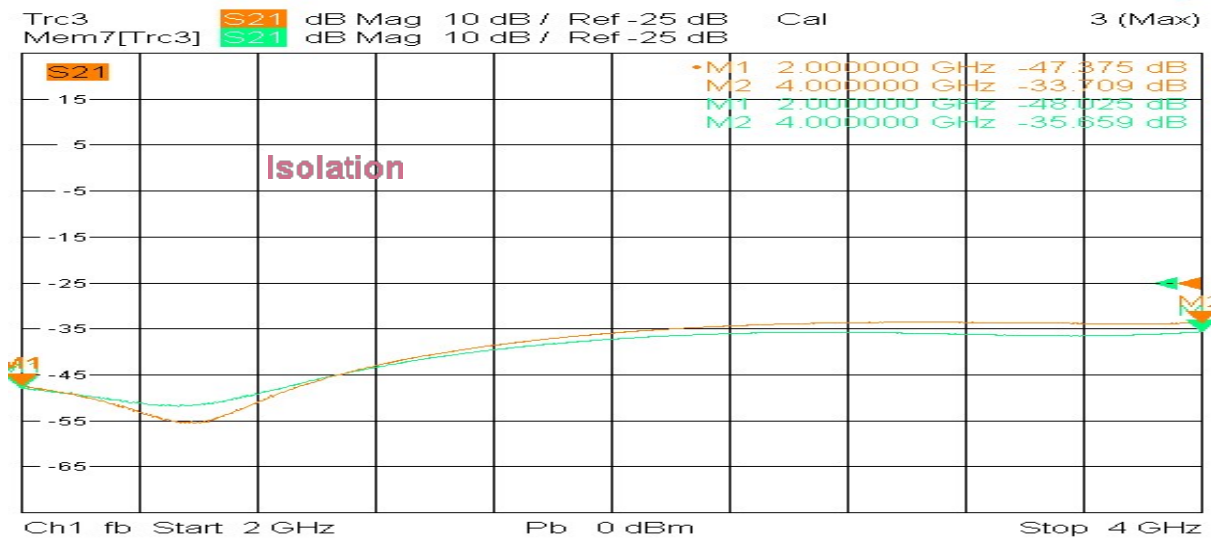
Typical Performance

1. Insertion Loss, Amplitude & Phase Balance, VSWR



6/1/2020, 5:15 PM

2. Isolation



6/1/2020, 5:16 PM

