

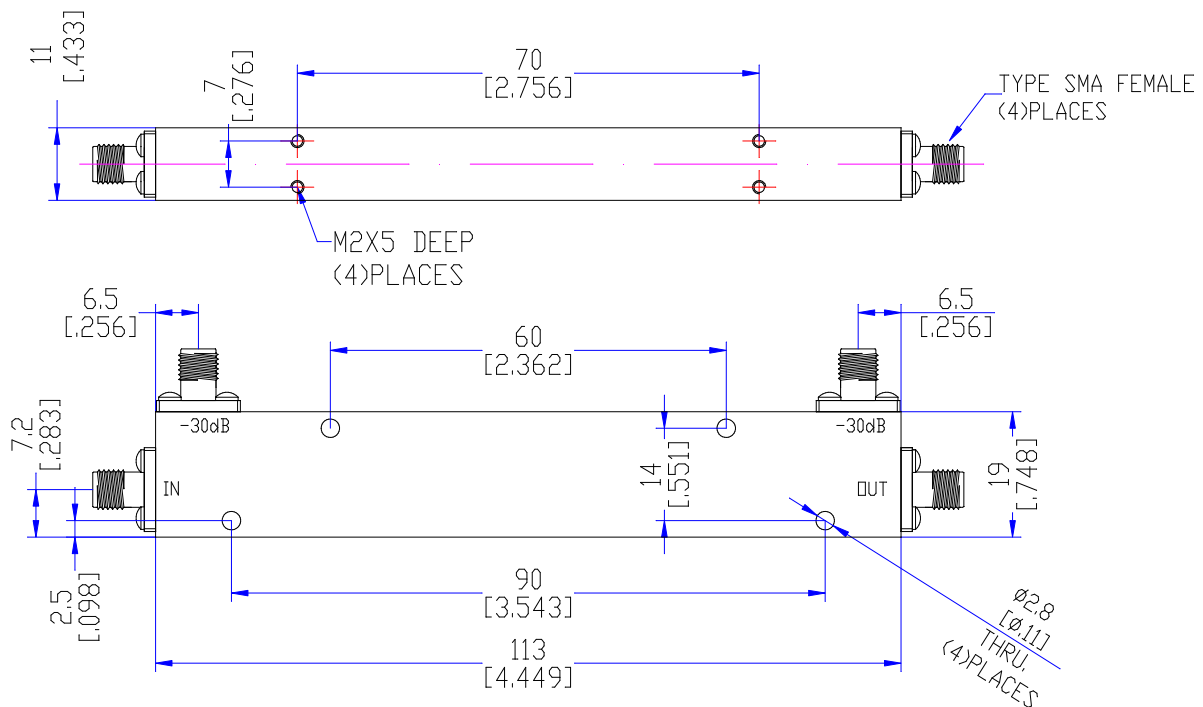
Model TDC0560A30B

Features

Low VSWR
High Directivity
Broadband & Miniature Size

Technical Data Sheet			
Frequency Range	0.5~6GHz	Finish	Painted Blue_ RAL #5007
Insertion Loss	≤0.6dB (Excl. Coupling Loss 0.01dB)	Connector Body	Passivated Stainless Steel
Coupling Factor	≤30±1dB	Housing	Aluminum, 6061 T6 Clear Chem Conversion Film
Coupling Sensitivity	≤±1dB	Connector Pin	Beryllium Copper, Gold Plate
Directivity	≥16dB	Solder	Lead Free, RoHS Compliant
VSWR	Primary ≤1.30:1 Secondary ≤1.30:1	Operating Temperature	-20~+70°C
¹ Power Handling	Incident ≤50Watt; Reflected ≤50Watt	Operating Humidity	Up to 95%, Non- Condensing
Impedance	50Ω	Weight	70g
Port Connectors	SMA-Female		

¹Power Handling guaranteed when load's VSWR within 1.50:1.

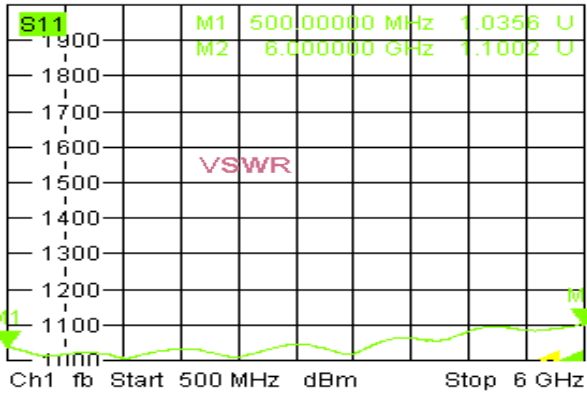


Typical Performance

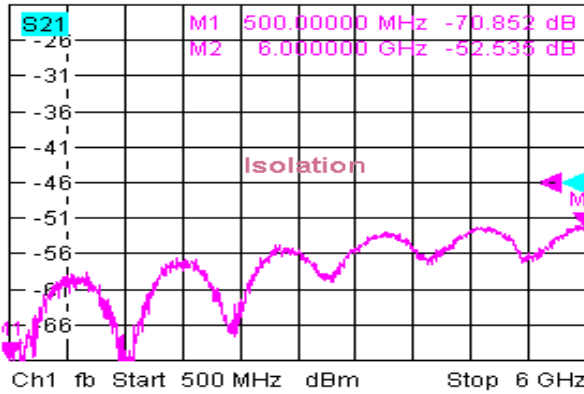
1. Coupling Factor & Sensitivity, Isolation, VSWR



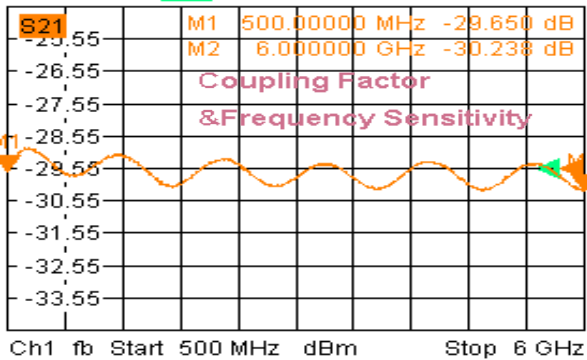
Trc1 Mem5[Trc1] **S11** SWR 100 mU/ Ref 1 U Cal Invis



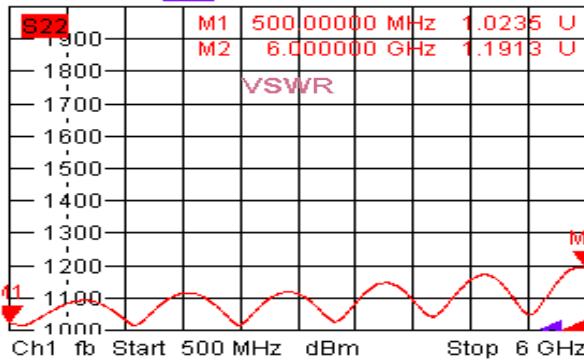
Trc2 Mem6[Trc2] **S21** dB Mag 5 dB / Ref -46 dB In



Trc3 Mem7[Trc3] **S21** dB Mag 1 dB / Ref -29.55 dB



Trc4 Mem8[Trc4] **S22** SWR 100 mU/ Ref 1 U Cal Invis

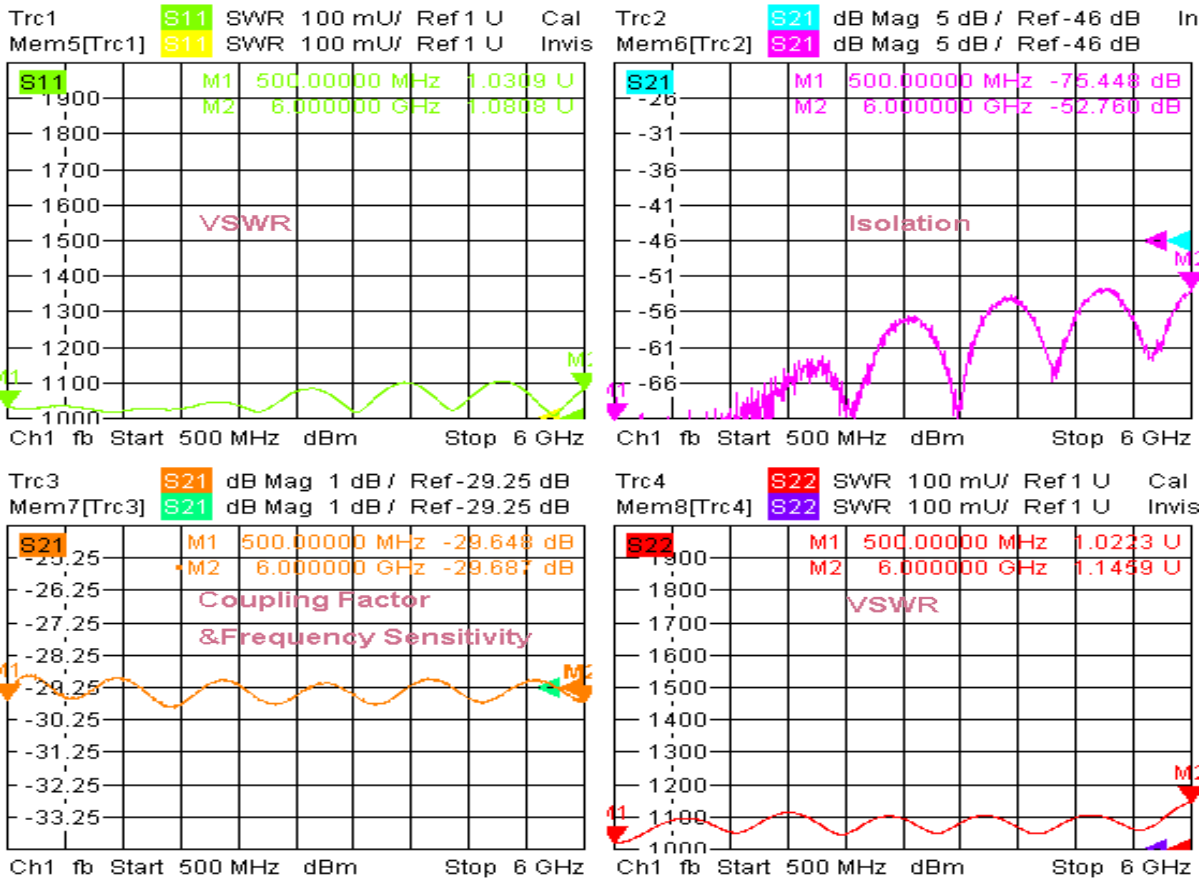


7/8/2020, 5:52 PM



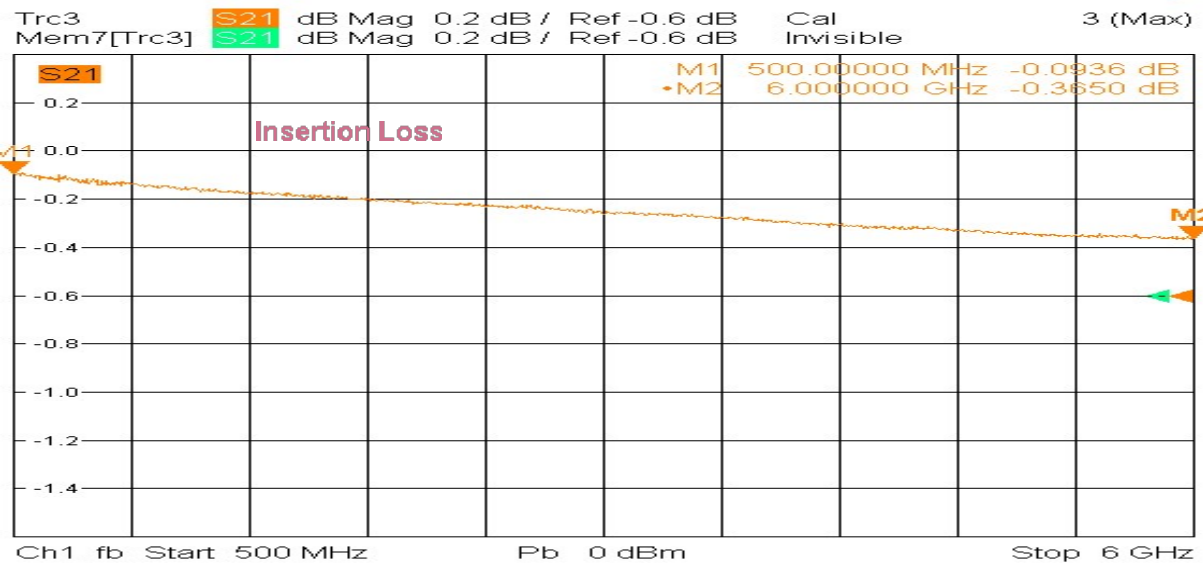
Typical Performance

2. Coupling Factor & Sensitivity, Isolation, VSWR



7/8/2020, 5:52 PM

3. Insertion Loss



7/8/2020, 5:57 PM

