

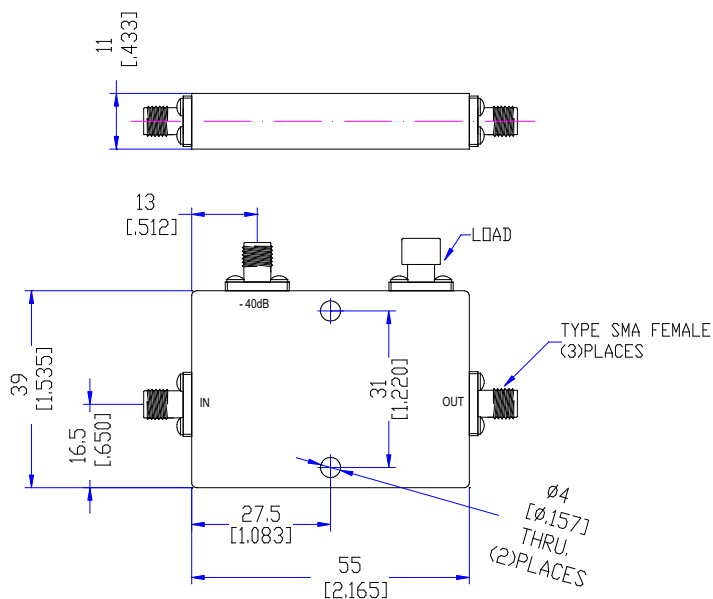
## Model TDC1315A40

### Features

Low VSWR  
High Directivity  
Broadband & Miniature Size

Technical Data Sheet			
Frequency Range	1315~1515MHz	Finish	Painted Blue_ RAL #5007
Insertion Loss	≤0.2dB (Excl. Coupling Loss 0.01dB)	Connector Body	Passivated Stainless Steel
Coupling Factor	≤40±1.0dB	Housing	Aluminum, 6061 T6 Clear Chem Conversion Film
Coupling Sensitivity	≤±1.0dB	Connector Pin	Beryllium Copper, Gold Plate
Directivity	≥16dB	Solder	Lead Free, RoHS Compliant
VSWR	Primary ≤1.20:1 Secondary ≤1.20:1	Operating Temperature	-55~+85°C
<sup>1</sup> Power Handling	Incident ≤80Watt; Reflected ≤2Watt	Operating Humidity	Up to 95%, Non- Condensing
Impedance	50Ω	Weight	70g
Port Connectors	SMA-Female		

<sup>1</sup>Power Handling guaranteed when load's VSWR within 1.50:1.

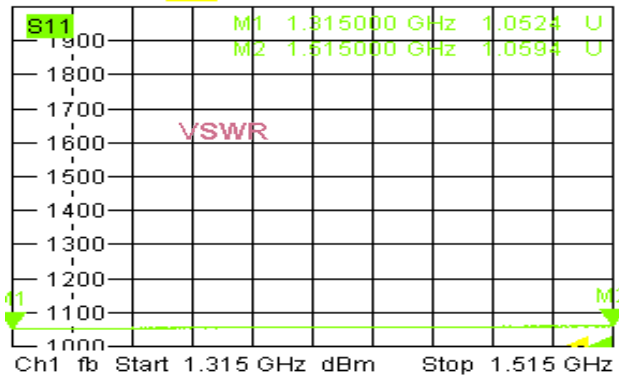


## Typical Performance

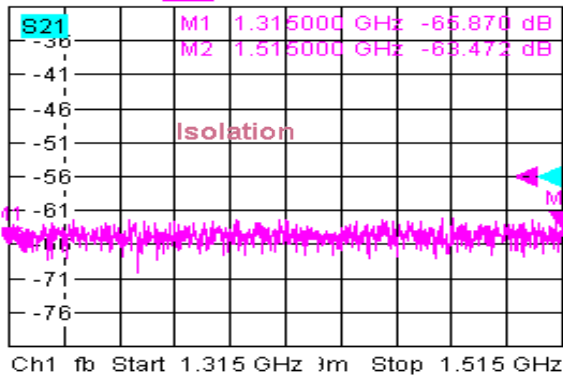
### 1. Coupling Factor & Sensitivity, Isolation, VSWR



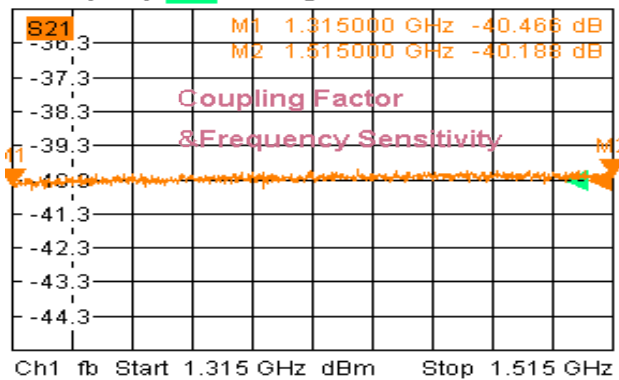
Trc1 **S11** SWR 100 mU/ Ref 1 U Cal  
Mem5[Trc1] **S11** SWR 100 mU/ Ref 1 U Invisib



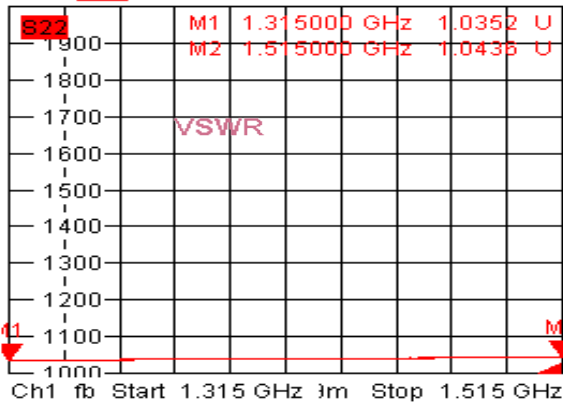
Trc2 **S21** dB Mag 5 dB / Ref -56 dB  
Mem6[Trc2] **S21** dB Mag 5 dB / Ref -56 dB



Trc3 **S21** dB Mag 1 dB / Ref -40.3 dB C:  
Mem7[Trc3] **S21** dB Mag 1 dB / Ref -40.3 dB In



Trc4 **S22** SWR 100 mU/ Ref 1 U Cal 4

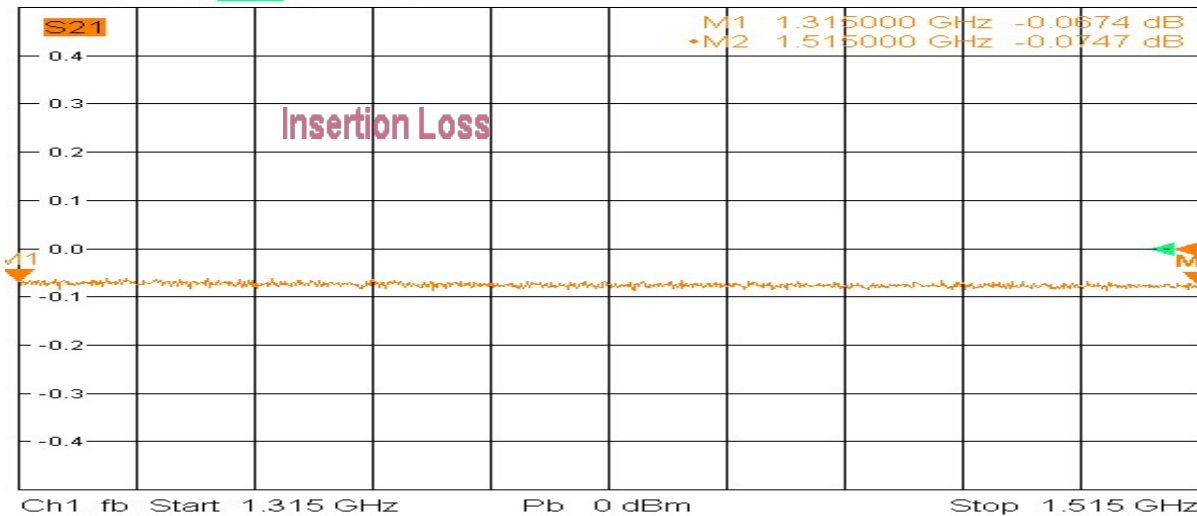


7/29/2020, 10:55 AM

### 2. Insertion Loss



Trc3 **S21** dB Mag 0.1 dB / Ref 0 dB Cal 3 (Max)  
Mem7[Trc3] **S21** dB Mag 0.1 dB / Ref 0 dB Invisib



7/29/2020, 10:56 AM

