

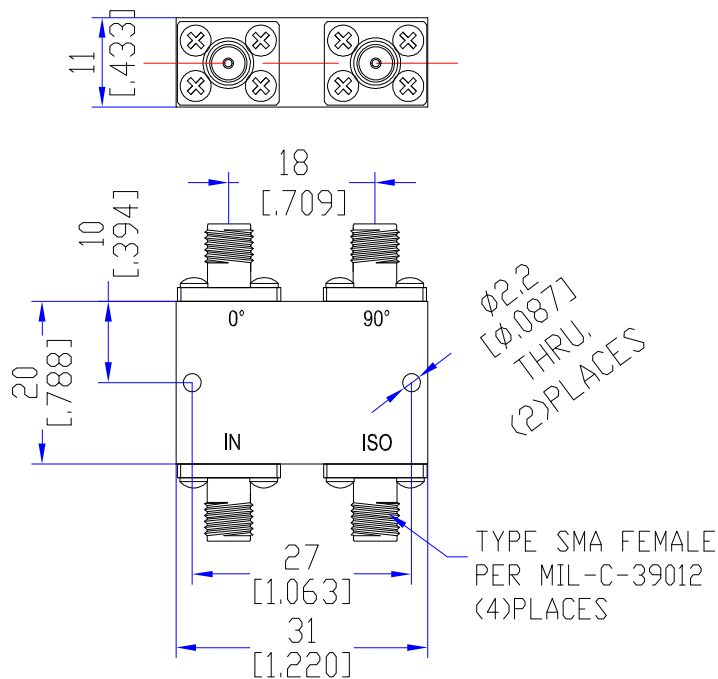
Model THC4450A

Features

Excellent phase & amplitude balance
Low Insertion Loss & VSWR
High Isolation

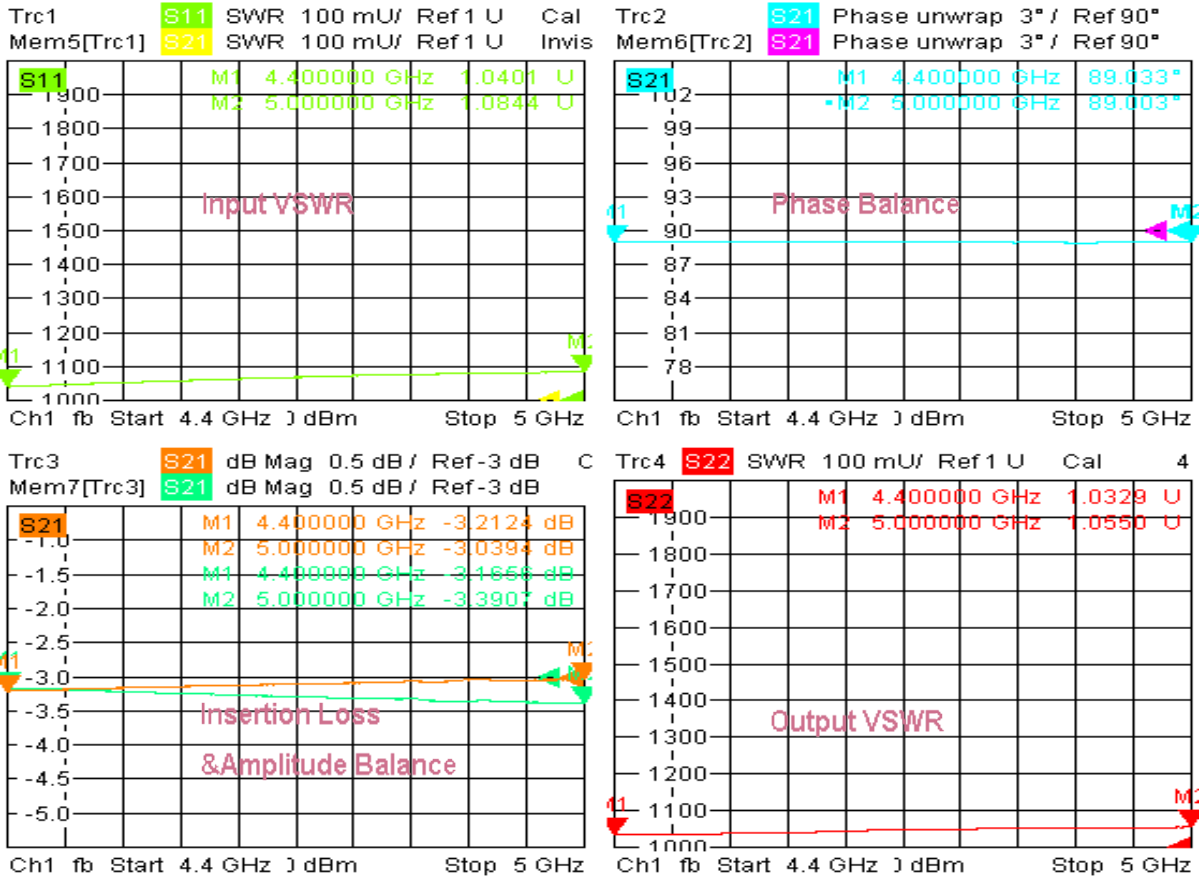
Technical Data Sheet			
Frequency Range	4.4~5.0GHz	Finish	Painted Blue_ RAL #5007
Nominal Split	3.01dB	Connector Body	Passivated Stainless Steel
Insertion Loss	≤0.5dB	Housing	Aluminum, 6061 T6
Isolation	≥20dB		Clear Chem Conversion Film
Amplitude Balance	≤±0.5dB	Connector Pin	Beryllium Copper, Gold Plate
Phase Balance	≤±3°	Solder	Lead Free, RoHS Compliant
VSWR	≤1.25:1	Operating Temperature	-55~+85°C
¹ Power Handling	Average ≤50Watt Peak ≤3KW	Operating Humidity	Up to 95%, Non-Condensing
Impedance	50Ω	Weight	30g
Port Connectors	SMA-Female		

¹Power Handling guaranteed when load's VSWR within 1.50:1.



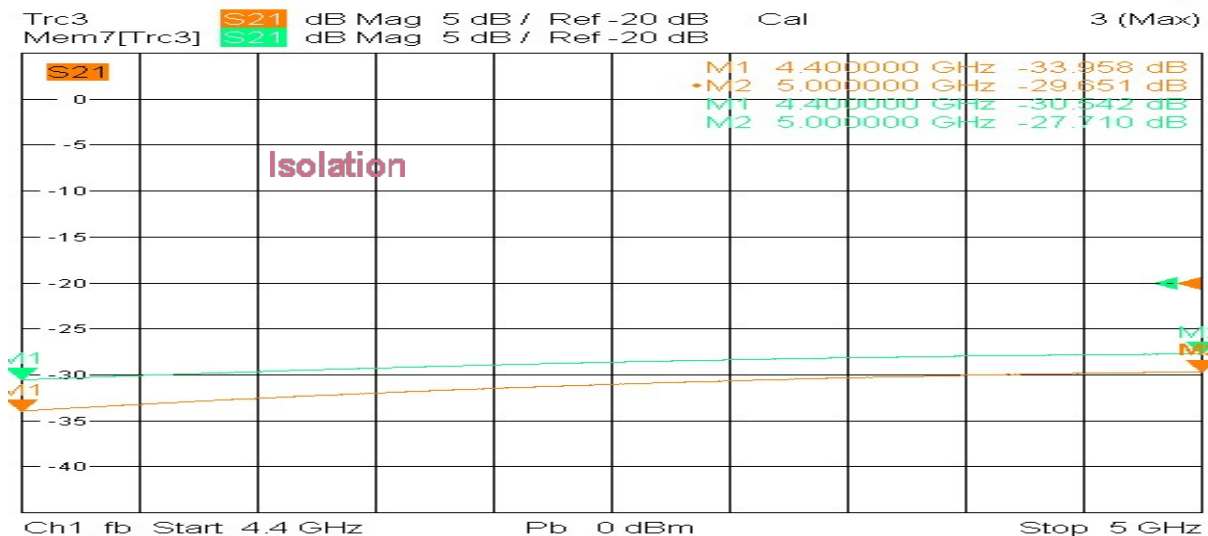
Typical Performance

1. Insertion Loss, Amplitude & Phase Balance, VSWR



6/15/2020, 11:22 AM

2. Isolation



6/15/2020, 11:27 AM

