

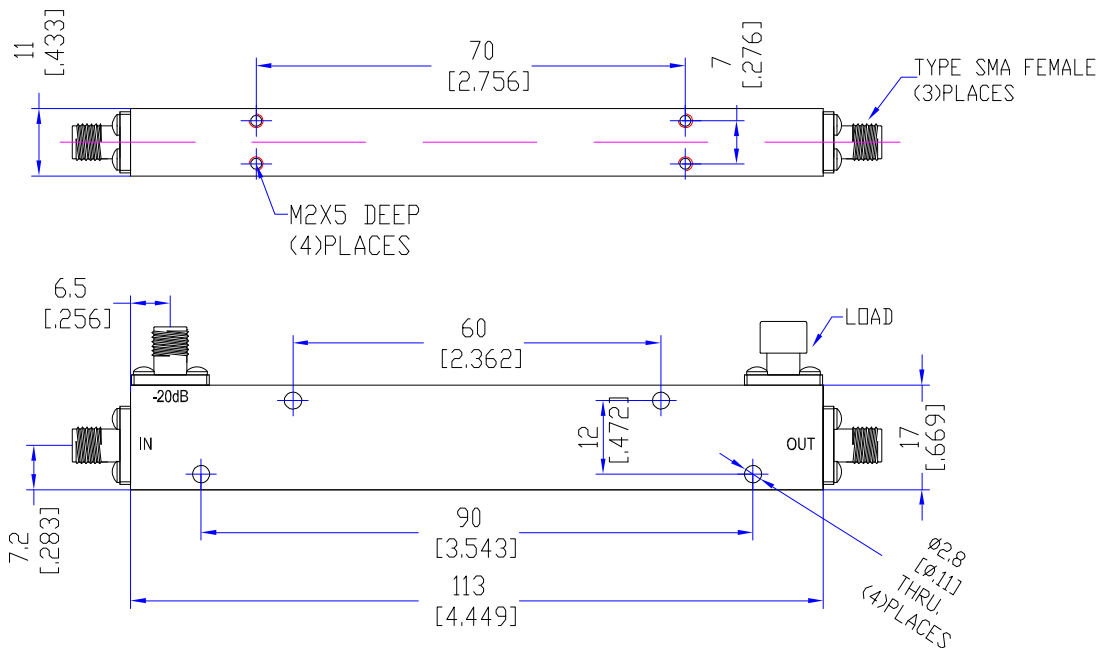
Model TDC05124A20

Features

Low VSWR
High Directivity
Broadband & Miniature Size

Technical Data Sheet			
Frequency Range	0.5~12.4GHz	Finish	Painted Blue_ RAL #5007
Insertion Loss	≤0.8dB (Excl. Coupling Loss 0.04dB)	Connector Body	Passivated Stainless Steel
Coupling Factor	≤20±0.8dB	Housing	Aluminum, 6061 T6 Clear Chem Conversion Film
Coupling Sensitivity	≤±1.0dB	Connector Pin	Beryllium Copper, Gold Plate
Directivity	≥15dB	Solder	Lead Free, RoHS Compliant
VSWR	Primary ≤1.40:1 Secondary ≤1.40:1	Operating Temperature	-55~+85°C
¹ Power Handling	Incident ≤50Watt; Reflected ≤2Watt	Operating Humidity	Up to 95%, Non- Condensing
Impedance	50Ω	Weight	70g
Port Connectors	SMA-Female		

¹Power Handling guaranteed when load's VSWR within 1.50:1.

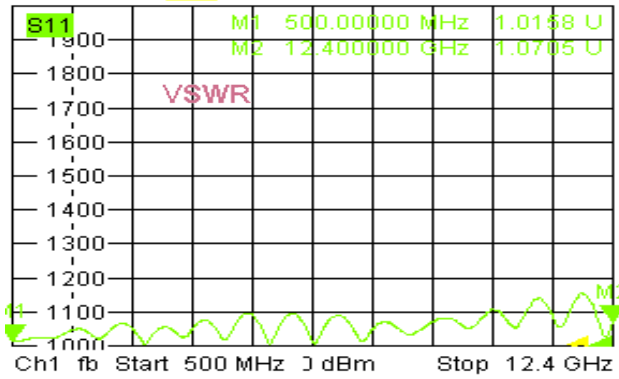


Typical Performance

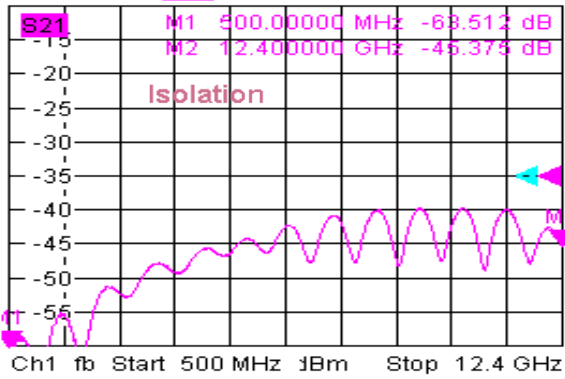
1. Coupling Factor & Sensitivity, Isolation, VSWR



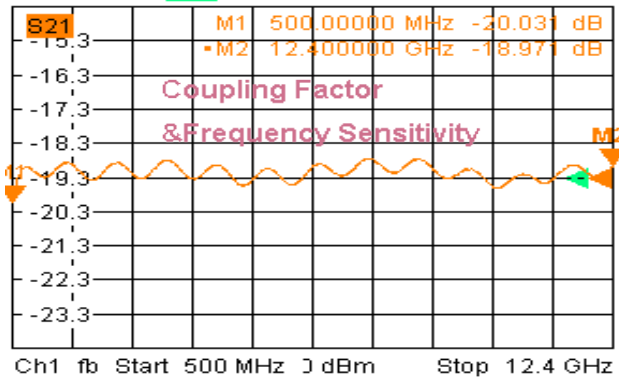
Trc1 **S11** SWR 100 mU/ Ref 1 U Cal
 Mem5[Trc1] **S11** SWR 100 mU/ Ref 1 U Invisib



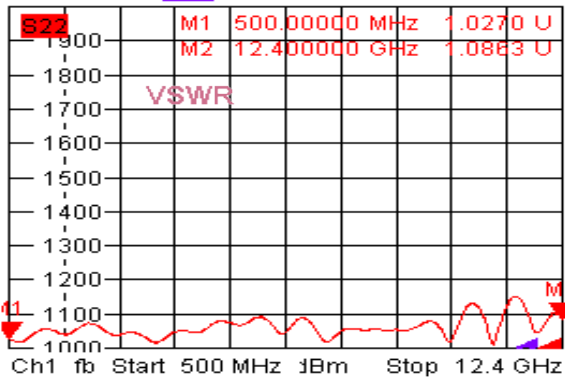
Trc2 **S21** dB Mag 5 dB / Ref -35 dB
 Mem6[Trc2] **S21** dB Mag 5 dB / Ref -35 dB



Trc3 **S21** dB Mag 1 dB / Ref -19.3 dB C:
 Mem7[Trc3] **S21** dB Mag 1 dB / Ref -19.3 dB In



Trc4 **S22** SWR 100 mU/ Ref 1 U Ca
 Mem8[Trc4] **S22** SWR 100 mU/ Ref 1 U In

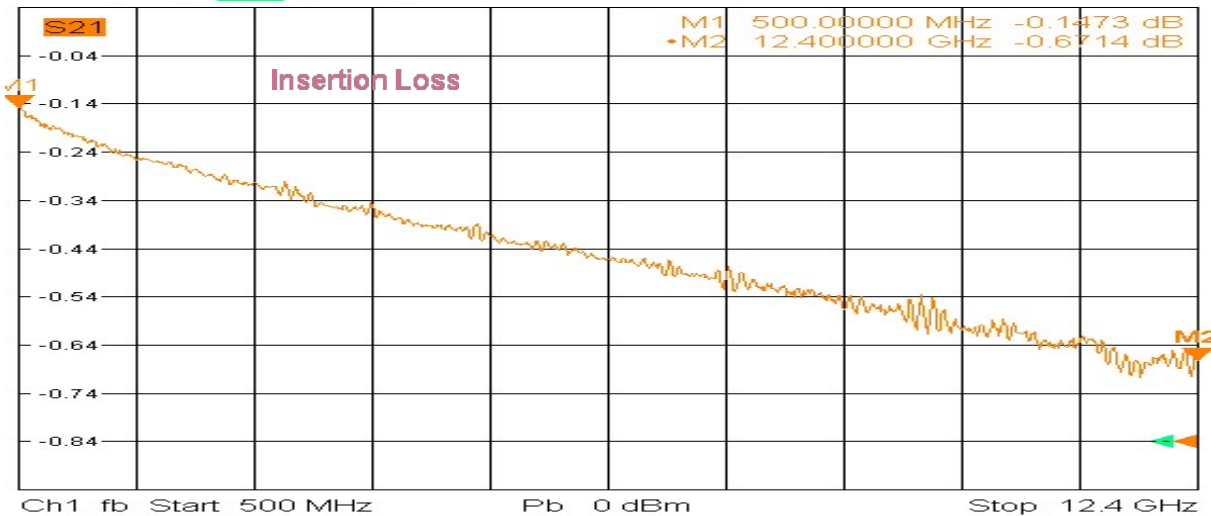


7/8/2019, 10:39 PM

2. Insertion Loss



Trc3 **S21** dB Mag 0.1 dB / Ref -0.84 dB Cal 3 (Max)
 Mem7[Trc3] **S21** dB Mag 0.1 dB / Ref -0.84 dB Invisible



7/8/2019, 10:35 PM

