

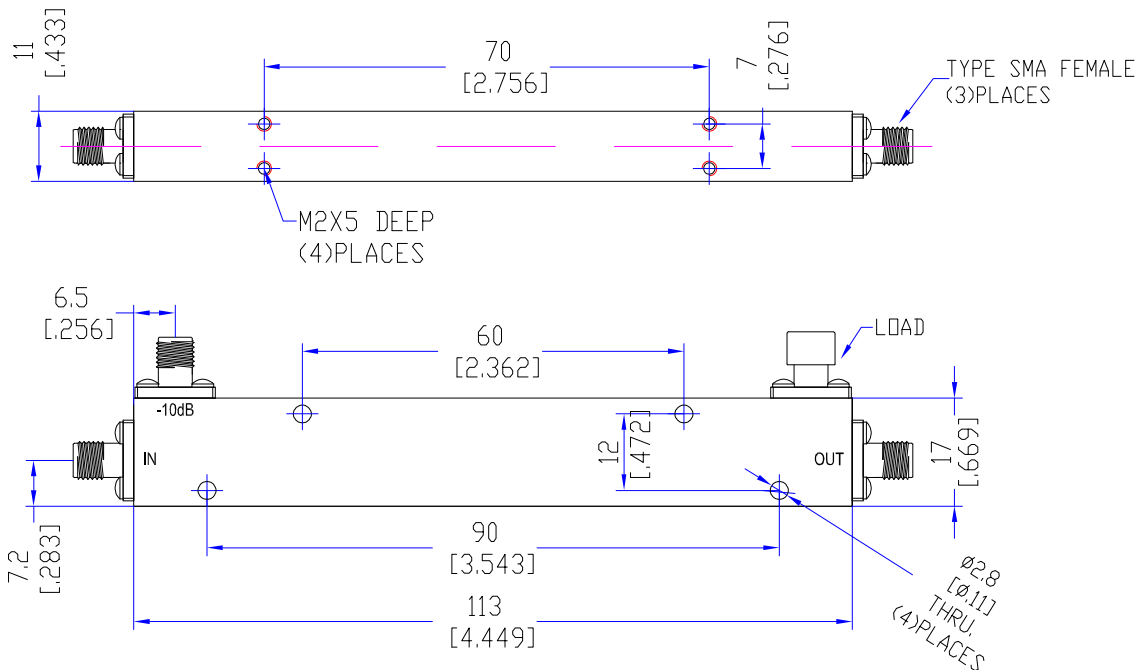
## Model TDC05185A10

### Features

Low VSWR  
High Directivity  
Broadband & Miniature Size

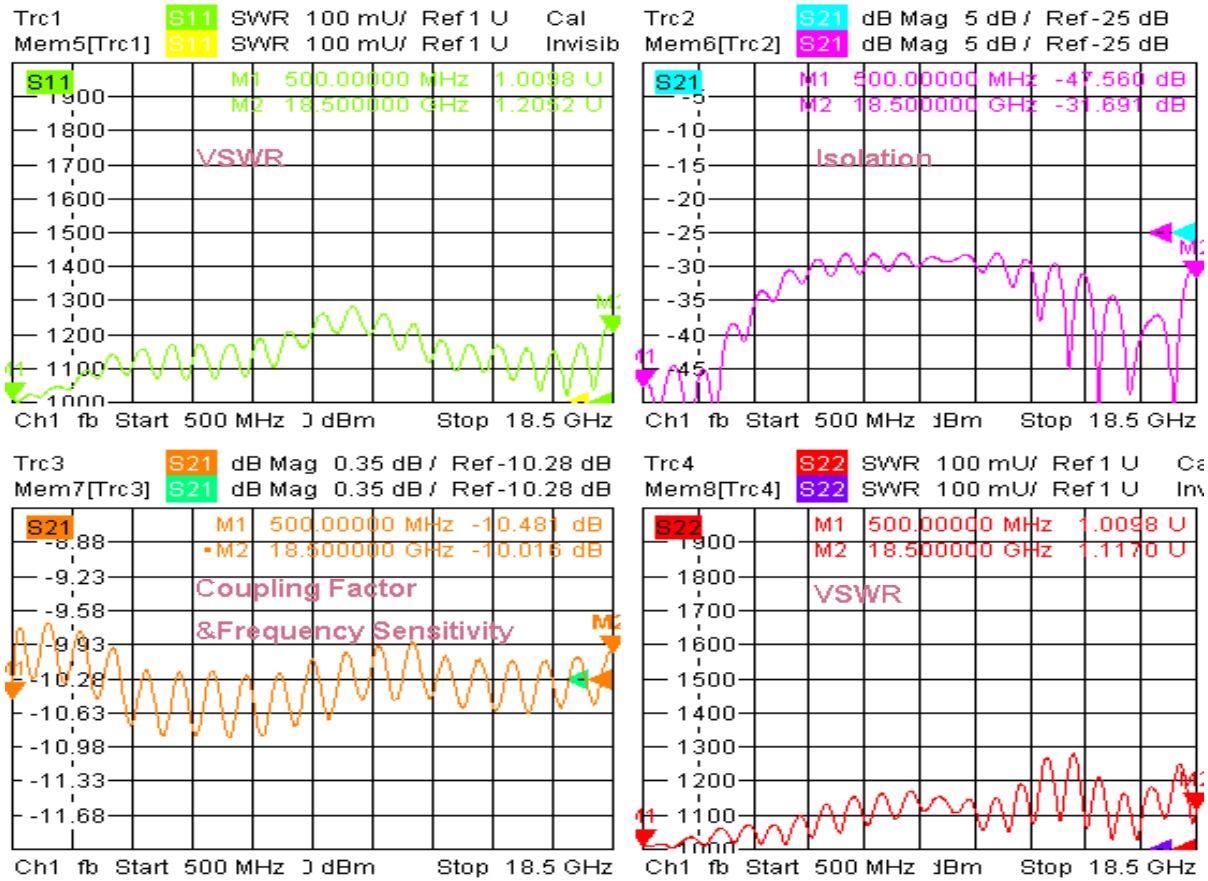
Technical Data Sheet			
Frequency Range	0.5~18.5GHz	Finish	Painted Blue_ RAL #5007
Insertion Loss	≤1.04dB (Excl. Coupling Loss 0.46dB)	Connector Body	Passivated Stainless Steel
Coupling Factor	≤10±0.8dB	Housing	Aluminum, 6061 T6 Clear Chem Conversion Film
Coupling Sensitivity	≤±0.7dB	Connector Pin	Beryllium Copper, Gold Plate
Directivity	≥15dB@0.5-12.4GHz ≥12dB@12.4-18GHz	Solder	Lead Free, RoHS Compliant
VSWR	Primary ≤1.35:1 Secondary ≤1.35:1	Operating Temperature	-55~+85°C
<sup>1</sup> Power Handling	Incident ≤50Watt; Reflected ≤2Watt	Operating Humidity	Up to 95%, Non- Condensing
Impedance	50Ω	Weight	70g
Port Connectors	SMA-Female		

<sup>1</sup>Power Handling guaranteed when load's VSWR within 1.50:1.



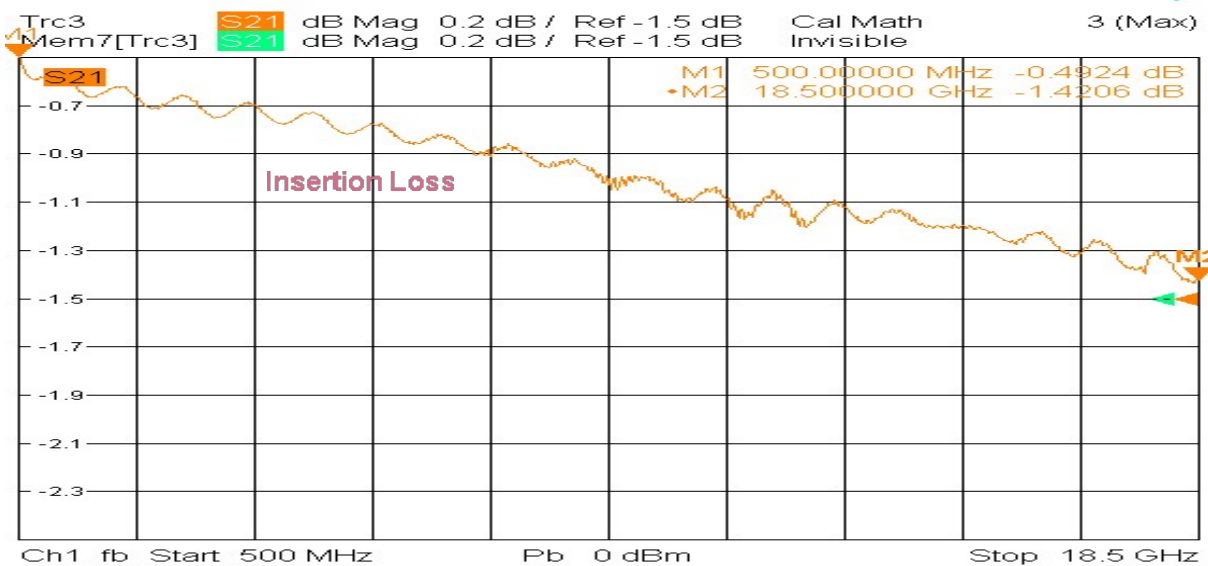
## Typical Performance

### 1. Coupling Factor & Sensitivity, Isolation, VSWR



7/26/2019, 5:29 AM

### 2. Insertion Loss



7/26/2019, 5:32 AM

