

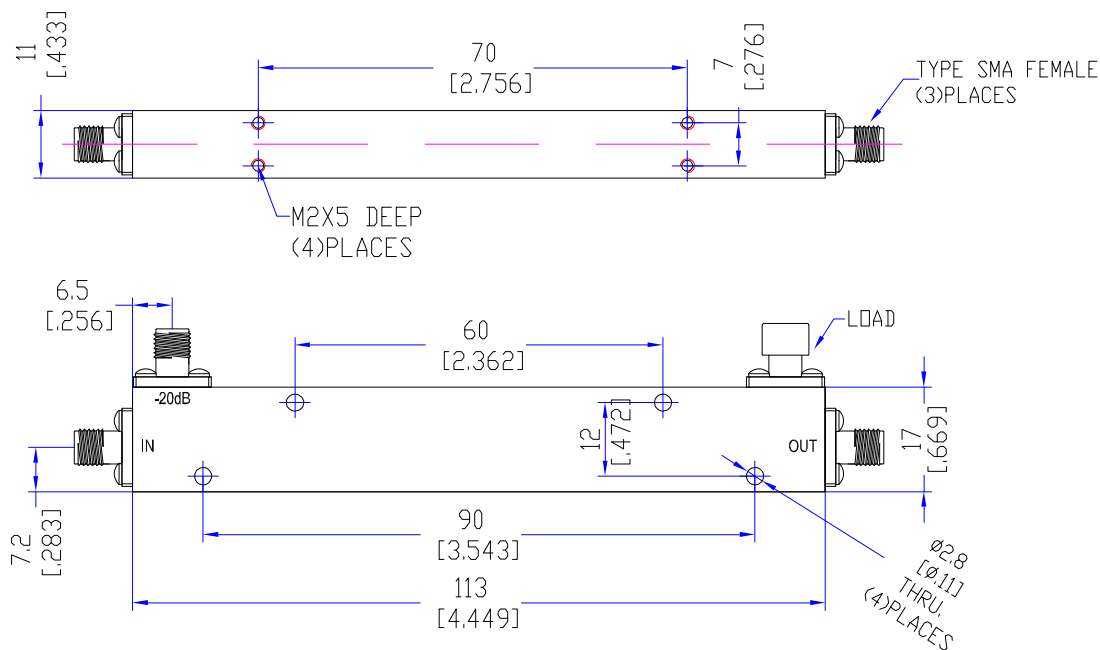
## Model TDC0520A20A

### Features

Low VSWR  
High Directivity  
Broadband & Miniature Size

Technical Data Sheet			
Frequency Range	0.5~2GHz	Finish	Painted Blue_ RAL #5007
Insertion Loss	≤0.4dB (Excl. Coupling Loss 0.04dB)	Connector Body	Passivated Stainless Steel
Coupling Factor	≤20±1.0dB	Housing	Aluminum, 6061 T6 Clear Chem Conversion Film
Coupling Sensitivity	≤±1.0dB	Connector Pin	Beryllium Copper, Gold Plate
Directivity	≥20dB	Solder	Lead Free, RoHS Compliant
VSWR	Primary ≤1.20:1 Secondary ≤1.20:1	Operating Temperature	-55~+85°C
<sup>1</sup> Power Handling	Incident ≤50Watt; Reflected ≤2Watt	Operating Humidity	Up to 95%, Non- Condensing
Impedance	50Ω	Weight	70g
Port Connectors	SMA-Female		

<sup>1</sup>Power Handling guaranteed when load's VSWR within 1.50:1.

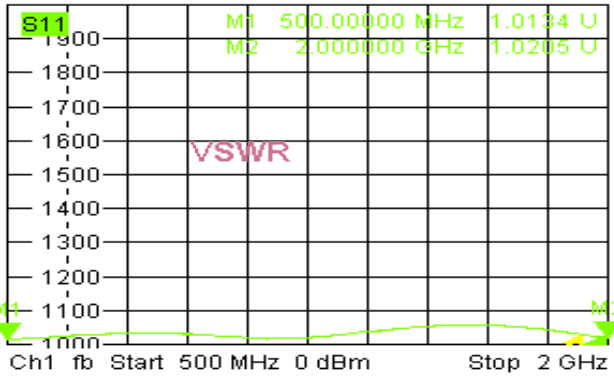


## Typical Performance

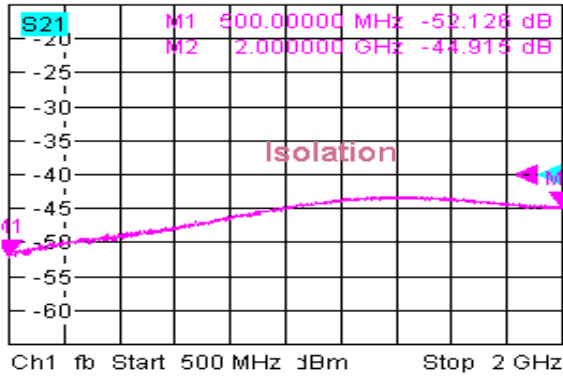
### 1. Coupling Factor & Sensitivity, Isolation, VSWR



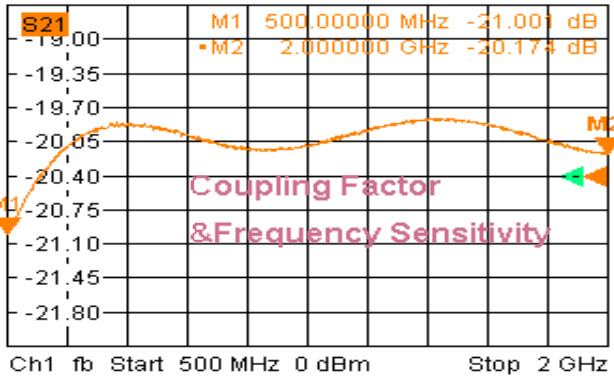
Trc1 **S11** SWR 100 mU/ Ref 1 U Cal  
Mem5[Trc1] **S11** SWR 100 mU/ Ref 1 U Invisib



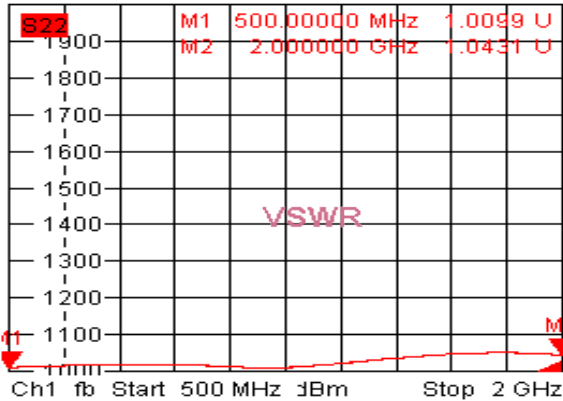
Trc2 **S21** dB Mag 5 dB / Ref -40 dB  
Mem6[Trc2] **S21** dB Mag 5 dB / Ref -40 dB



Trc3 **S21** dB Mag 0.35 dB / Ref -20.4 dB  
Mem7[Trc3] **S21** dB Mag 0.35 dB / Ref -20.4 dB



Trc4 **S22** SWR 100 mU/ Ref 1 U Cal 4

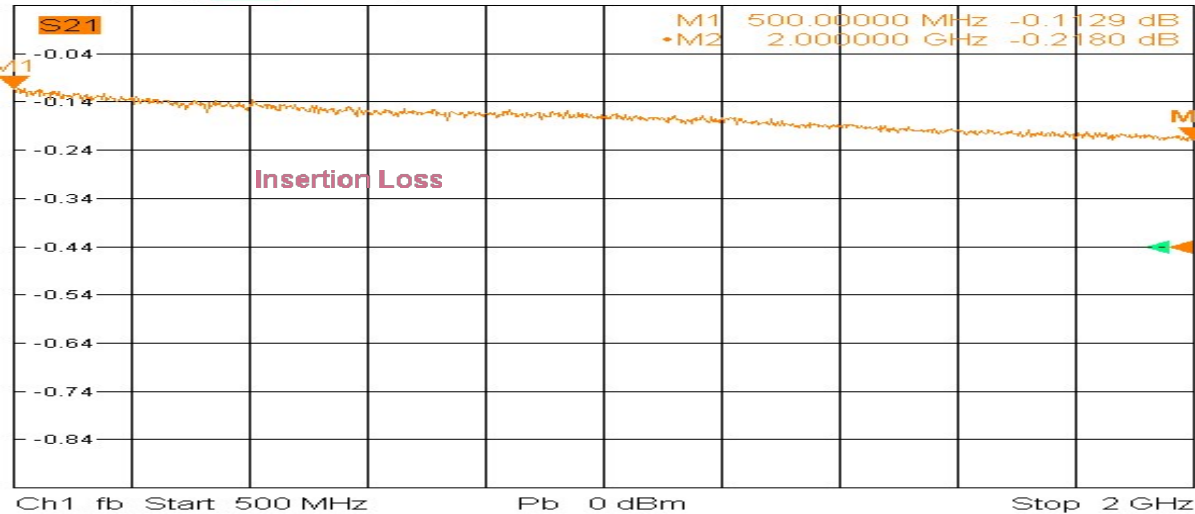


8/4/2020, 9:26 AM

### 2. Insertion Loss



Trc3 **S21** dB Mag 0.1 dB / Ref -0.44 dB Cal 3 (Max)  
Mem7[Trc3] **S21** dB Mag 0.1 dB / Ref -0.44 dB Invisib



8/4/2020, 9:32 AM

