

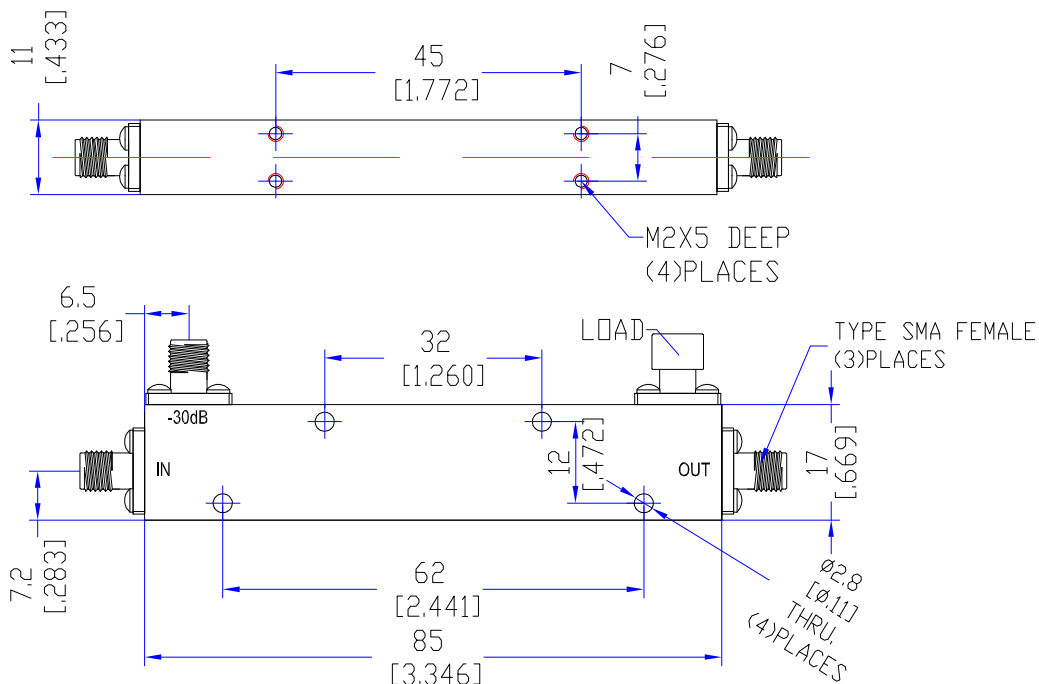
Model TDC0825A10A

Features

Low VSWR
High Directivity
Broadband & Miniature Size

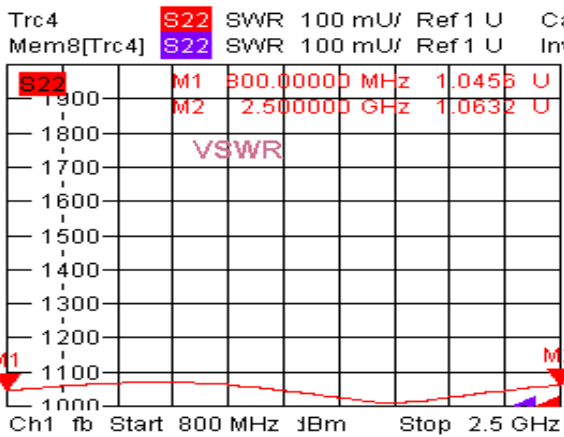
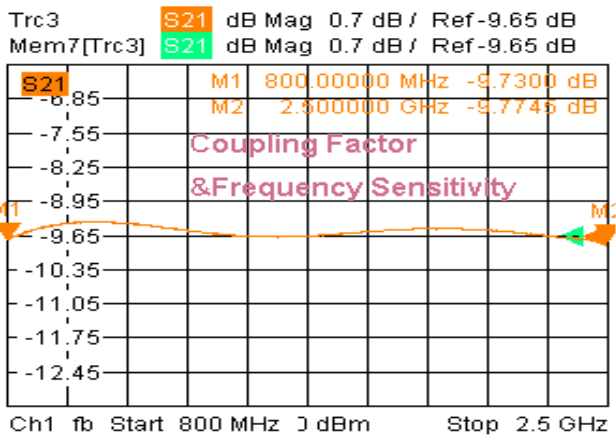
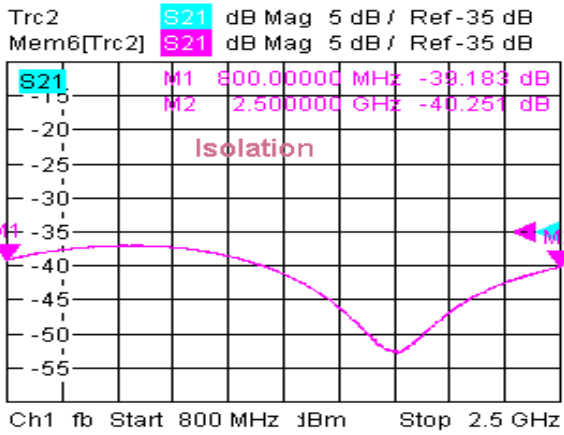
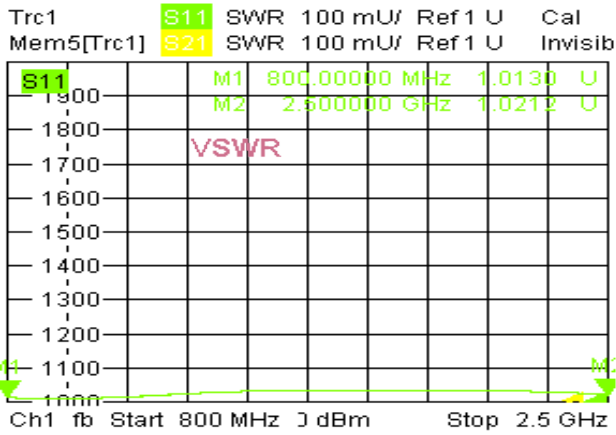
Technical Data Sheet			
Frequency Range	800~2500MHz	Finish	Painted Blue_ RAL #5007
Insertion Loss	≤0.4dB (Excl. Coupling Loss 0.46dB)	Connector Body	Passivated Stainless Steel
Coupling Factor	≤10±0.5dB	Housing	Aluminum, 6061 T6 Clear Chem Conversion Film
Coupling Sensitivity	≤±0.5dB	Connector Pin	Beryllium Copper, Gold Plate
Directivity	≥25dB	Solder	Lead Free, RoHS Compliant
VSWR	Primary ≤1.20:1 Secondary ≤1.20:1	Operating Temperature	-55~+85°C
¹ Power Handling	Incident ≤50Watt; Reflected ≤2Watt	Operating Humidity	Up to 95%, Non- Condensing
Impedance	50Ω	Weight	50g
Port Connectors	SMA-Female		

¹Power Handling guaranteed when load's VSWR within 1.50:1.



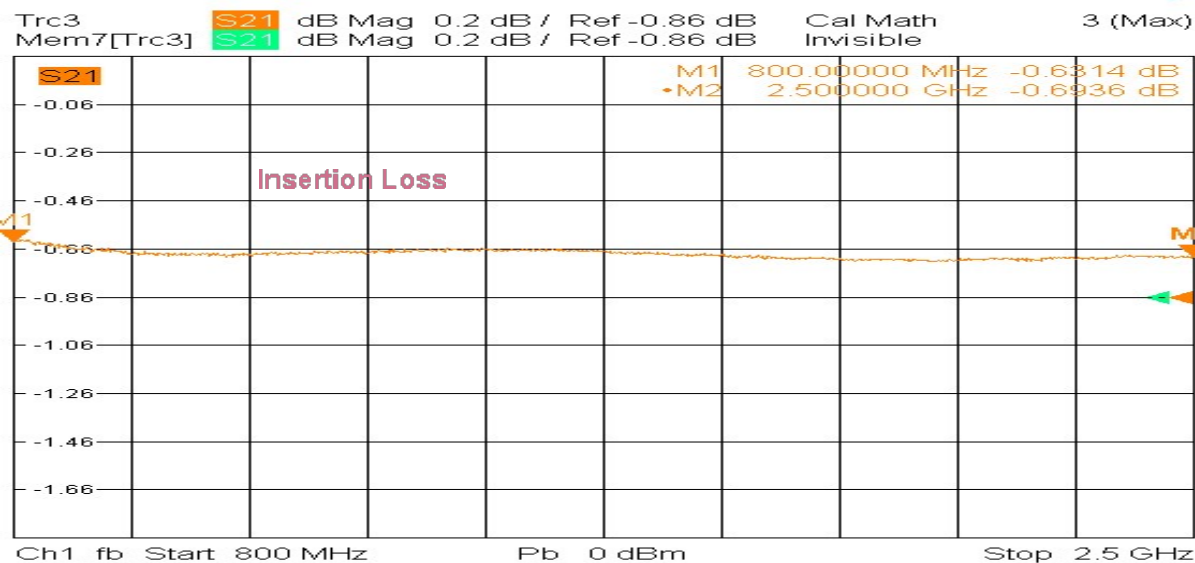
Typical Performance

1. Coupling Factor & Sensitivity, Isolation, VSWR



4/19/2019, 9:43 PM

2. Insertion Loss



4/19/2019, 9:54 PM

