

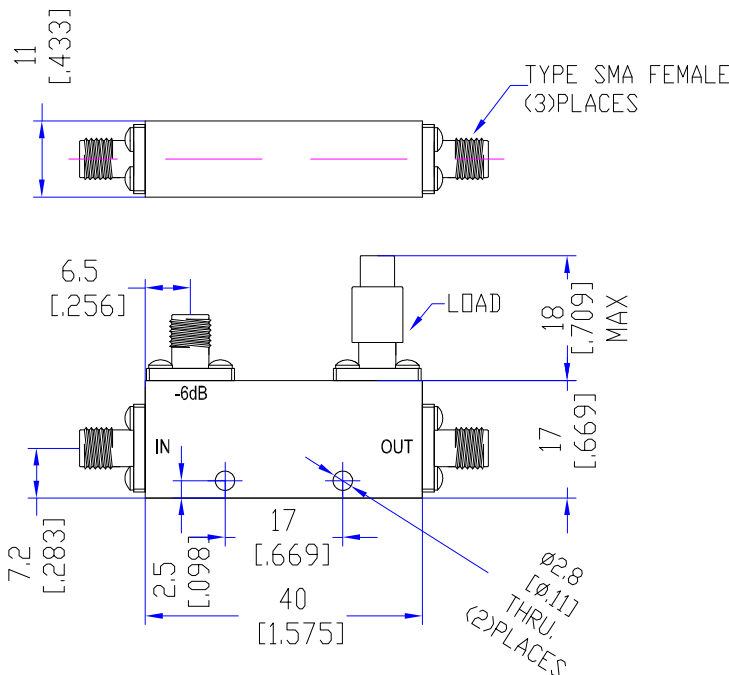
Model TDC2025A6

Features

Low VSWR
High Directivity
Broadband & Miniature Size

Technical Data Sheet			
Frequency Range	2~2.5GHz	Finish	Painted Blue_ RAL #5007
Insertion Loss	≤0.3dB (Excl. Coupling Loss 1.26dB)	Connector Body	Passivated Stainless Steel
Coupling Factor	≤6±0.6dB	Housing	Aluminum, 6061 T6 Clear Chem Conversion Film
Coupling Sensitivity	≤±0.5dB	Connector Pin	Beryllium Copper, Gold Plate
Directivity	≥22dB	Solder	Lead Free, RoHS Compliant
VSWR	Primary ≤1.20:1 Secondary ≤1.20:1	Operating Temperature	-55~+85°C
¹ Power Handling	Incident ≤50Watt; Reflected ≤2Watt	Operating Humidity	Up to 95%, Non- Condensing
Impedance	50Ω	Weight	30g
Port Connectors	SMA-Female		

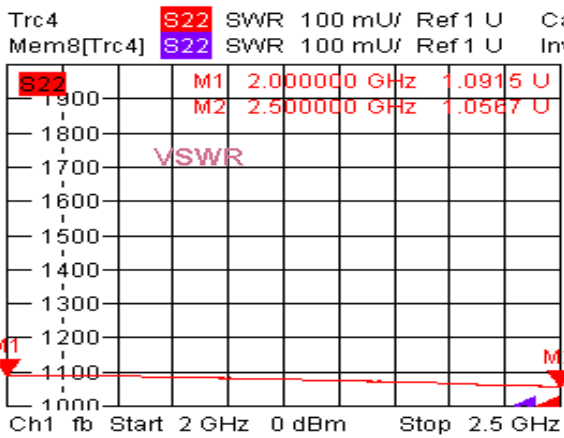
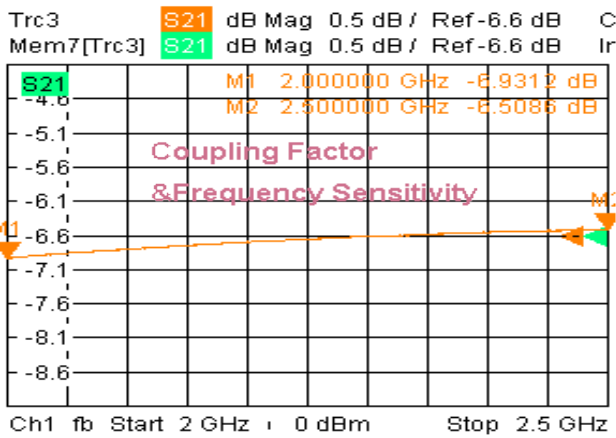
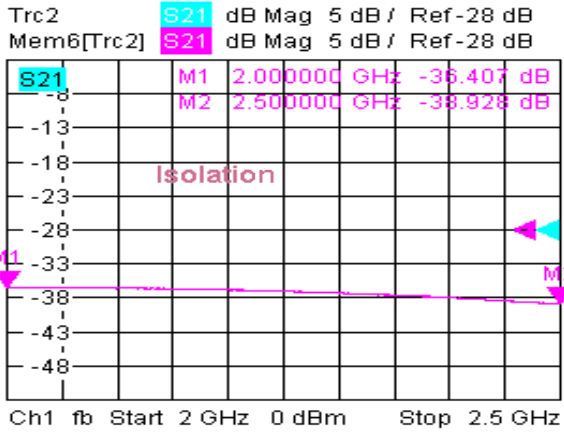
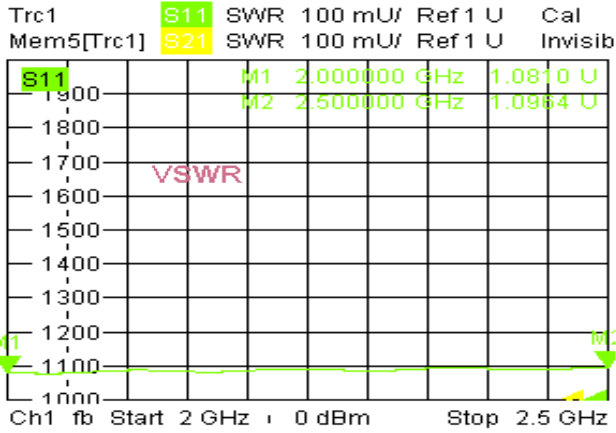
¹Power Handling guaranteed when load's VSWR within 1.50:1.



Typical Performance

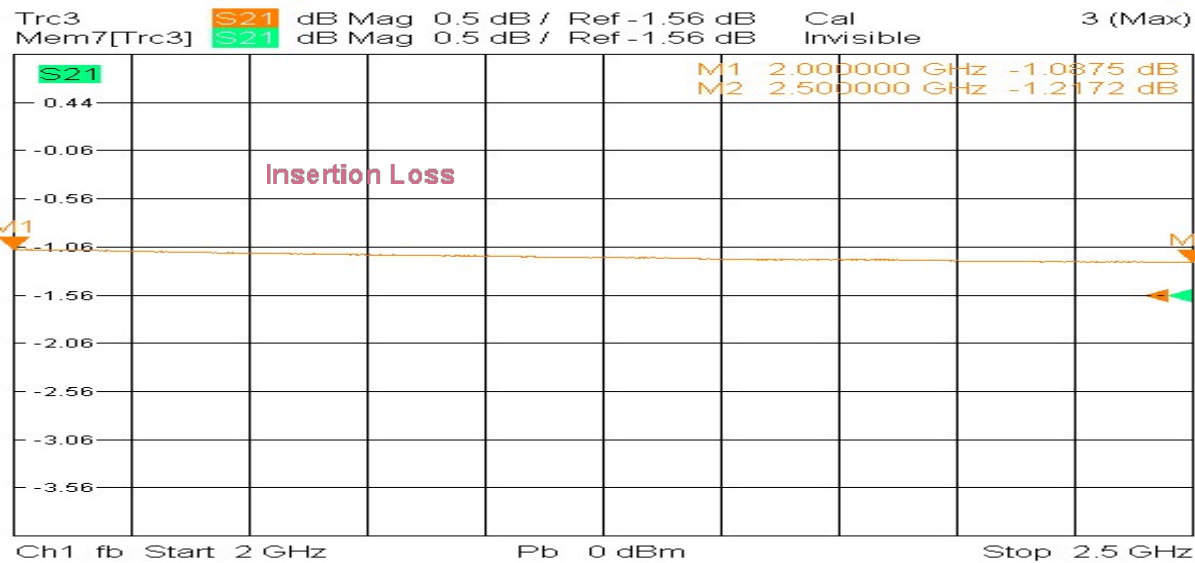


1. Coupling Factor & Sensitivity, Isolation, VSWR



1/30/2019, 1:34 PM

2. Insertion Loss



1/30/2019, 1:34 PM

