

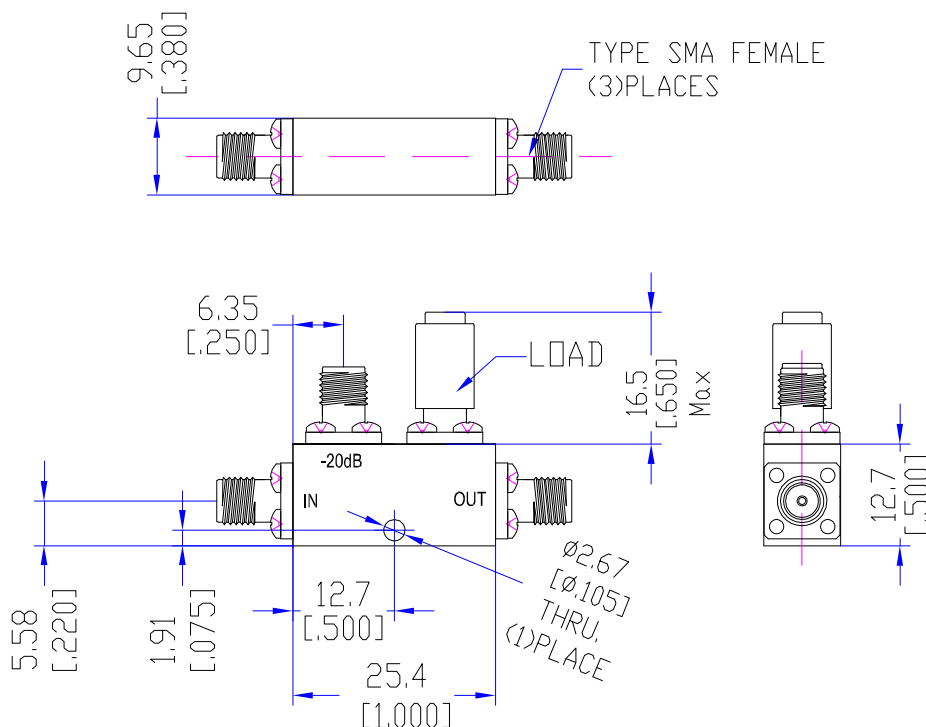
## Model TDC70124A20A

### Features

Low VSWR  
High Directivity  
Broadband & Miniature Size

Technical Data Sheet			
Frequency Range	7~12.4GHz	Finish	Painted Blue_ RAL #5007
Insertion Loss	≤0.35dB (True)	Connector Body	Passivated Stainless Steel
Coupling Factor	≤20±1.0dB	Housing	Aluminum, 6061 T6 Clear Chem Conversion Film
Coupling Sensitivity	≤±0.5dB	Connector Pin	Beryllium Copper, Gold Plate
Directivity	≥17dB	Solder	Lead Free, RoHS Compliant
VSWR	Primary ≤1.30:1 Secondary ≤1.30:1	Operating Temperature	-55~+85°C
<sup>1</sup> Power Handling	Incident ≤50Watt; Reflected ≤50Watt	Operating Humidity	Up to 95%, Non- Condensing
Impedance	50Ω	Weight	30g
Port Connectors	SMA-Female		

<sup>1</sup>Power Handling guaranteed when load's VSWR within 1.50:1.

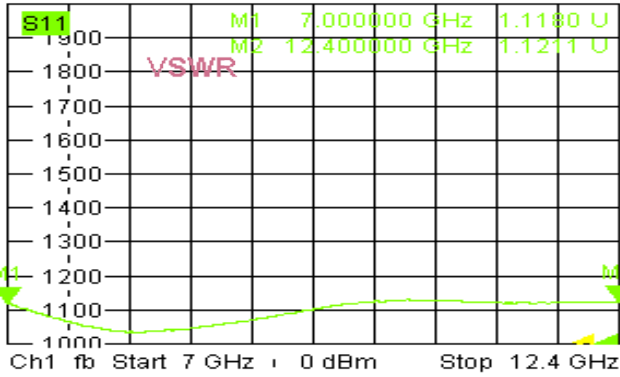


## Typical Performance

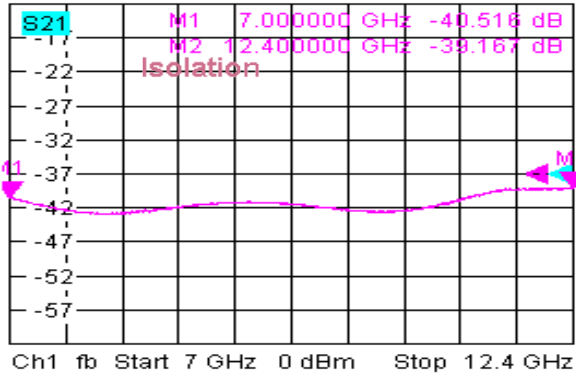
### 1. Coupling Factor & Sensitivity, Isolation, VSWR



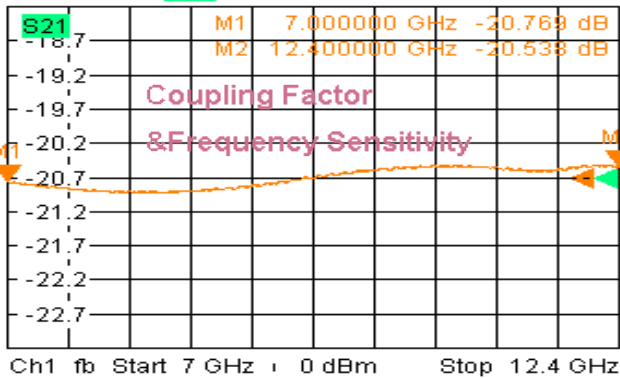
Trc1 Mem5[Trc1] S11 SWR 100 mU/ Ref1 U Cal  
S11 SWR 100 mU/ Ref1 U Invisib



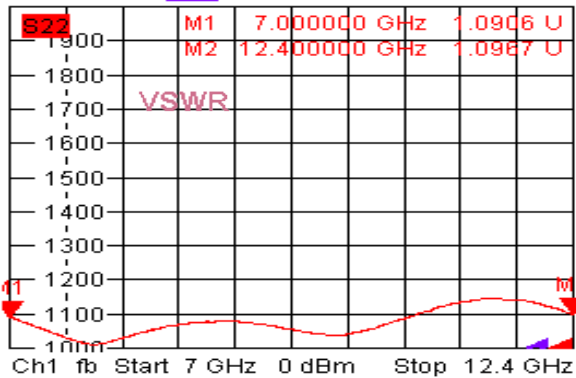
Trc2 Mem6[Trc2] S21 dB Mag 5 dB / Ref -37 dB  
S21 dB Mag 5 dB / Ref -37 dB



Trc3 Mem7[Trc3] S21 dB Mag 0.5 dB / Ref -20.7 dB  
S21 dB Mag 0.5 dB / Ref -20.7 dB



Trc4 Mem8[Trc4] S22 SWR 100 mU/ Ref1 U Ca  
S22 SWR 100 mU/ Ref1 U Invis

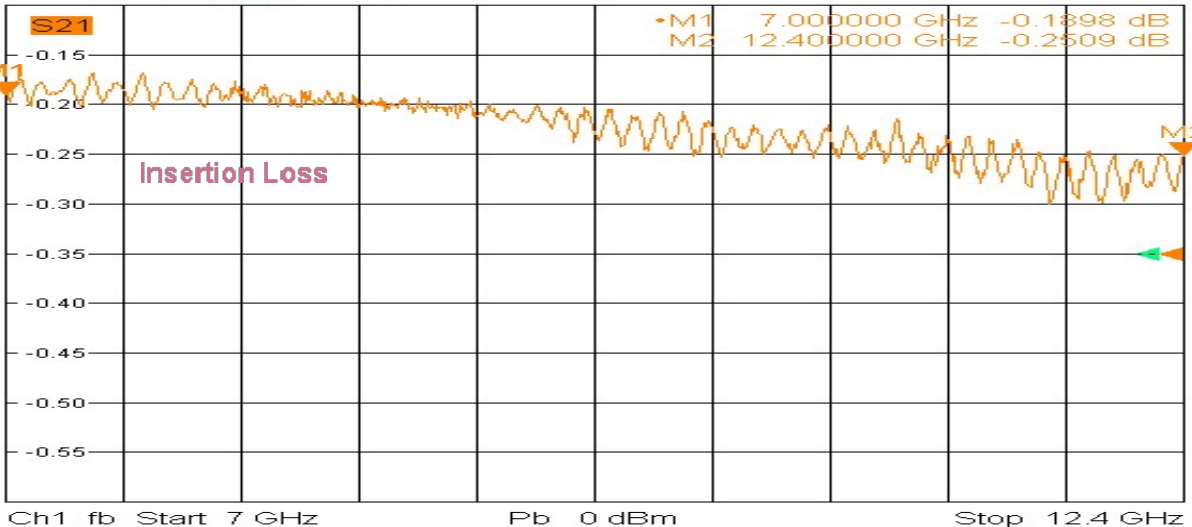


2/20/2019, 10:26 AM

### 2. Insertion Loss



Trc3 Mem7[Trc3] S21 dB Mag 0.05 dB / Ref -0.35 dB Cal Math 3 (Max)  
S21 dB Mag 0.05 dB / Ref -0.35 dB Invisible



2/20/2019, 10:30 AM

