

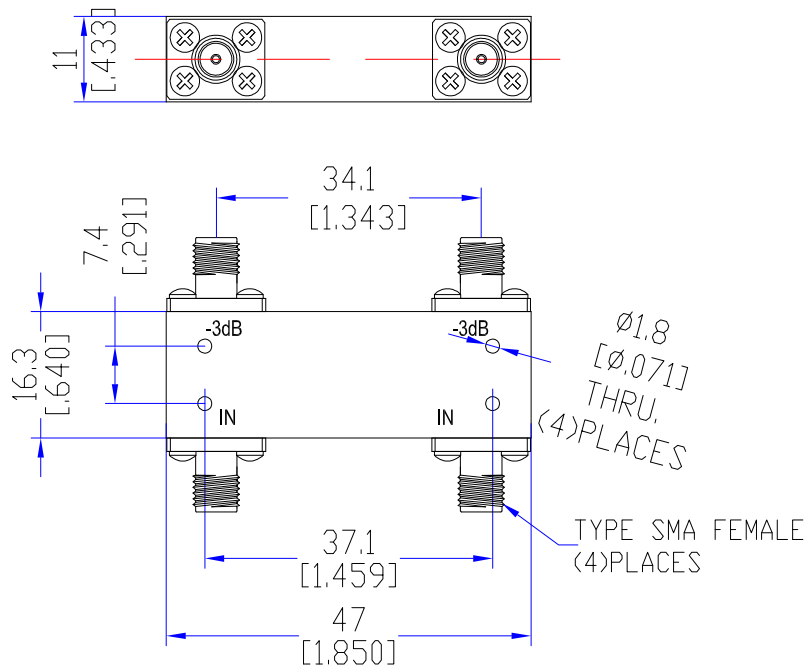
Model THC110125A

Features

Excellent phase & amplitude balance
Low Insertion Loss & VSWR
High Isolation

Technical Data Sheet			
Frequency Range	11~12.5GHz	Finish	Painted Blue_ RAL #5007
Nominal Split	3.01dB	Connector Body	Passivated Stainless Steel
Insertion Loss	≤1.2dB	Housing	Aluminum, 6061 T6
Isolation	≥20dB		Clear Chem Conversion Film
Amplitude Balance	≤±0.5dB	Connector Pin	Beryllium Copper, Gold Plate
Phase Balance	≤±5°	Solder	Lead Free, RoHS Compliant
VSWR	≤1.40:1	Operating Temperature	-55~+85°C
¹ Power Handling	Average ≤50Watt Peak ≤1KW	Operating Humidity	Up to 95%, Non-Condensing
Impedance	50Ω	Weight	30g
Port Connectors	SMA-Female		

¹Power Handling guaranteed when load's VSWR within 1.50:1.

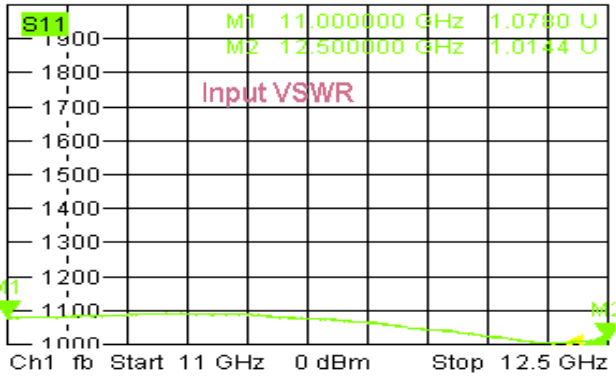


Typical Performance

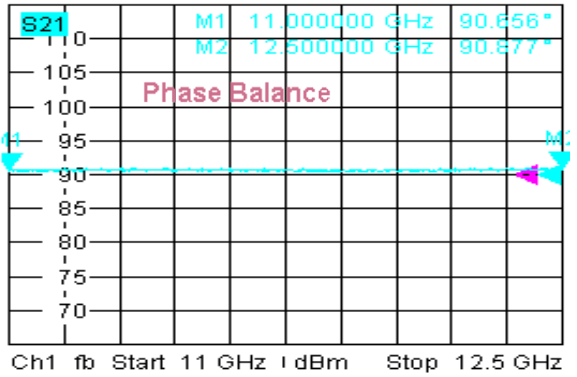
1. Insertion Loss, Amplitude & Phase Balance, VSWR



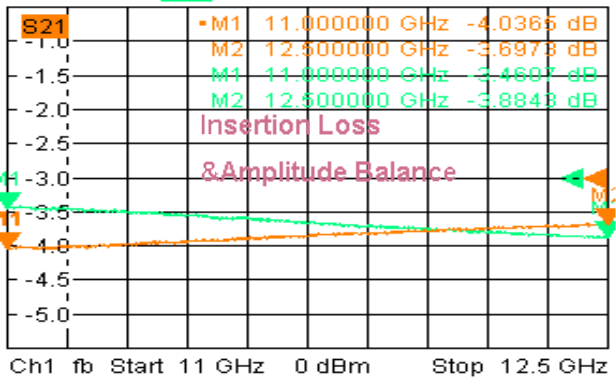
Trc1 **S11** SWR 100 mU/ Ref 1 U Cal
Mem5[Trc1] **S11** SWR 100 mU/ Ref 1 U Invisib



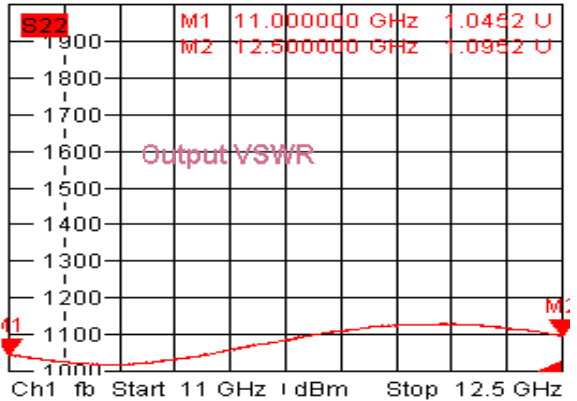
Trc2 **S21** Phase 5° / Ref 90° Cal M:
Mem6[Trc2] **S21** Phase 5° / Ref 90° Invisib



Trc3 **S21** dB Mag 0.5 dB / Ref -3 dB Cal
Mem7[Trc3] **S21** dB Mag 0.5 dB / Ref -3 dB



Trc4 **S22** SWR 100 mU/ Ref 1 U Cal 4

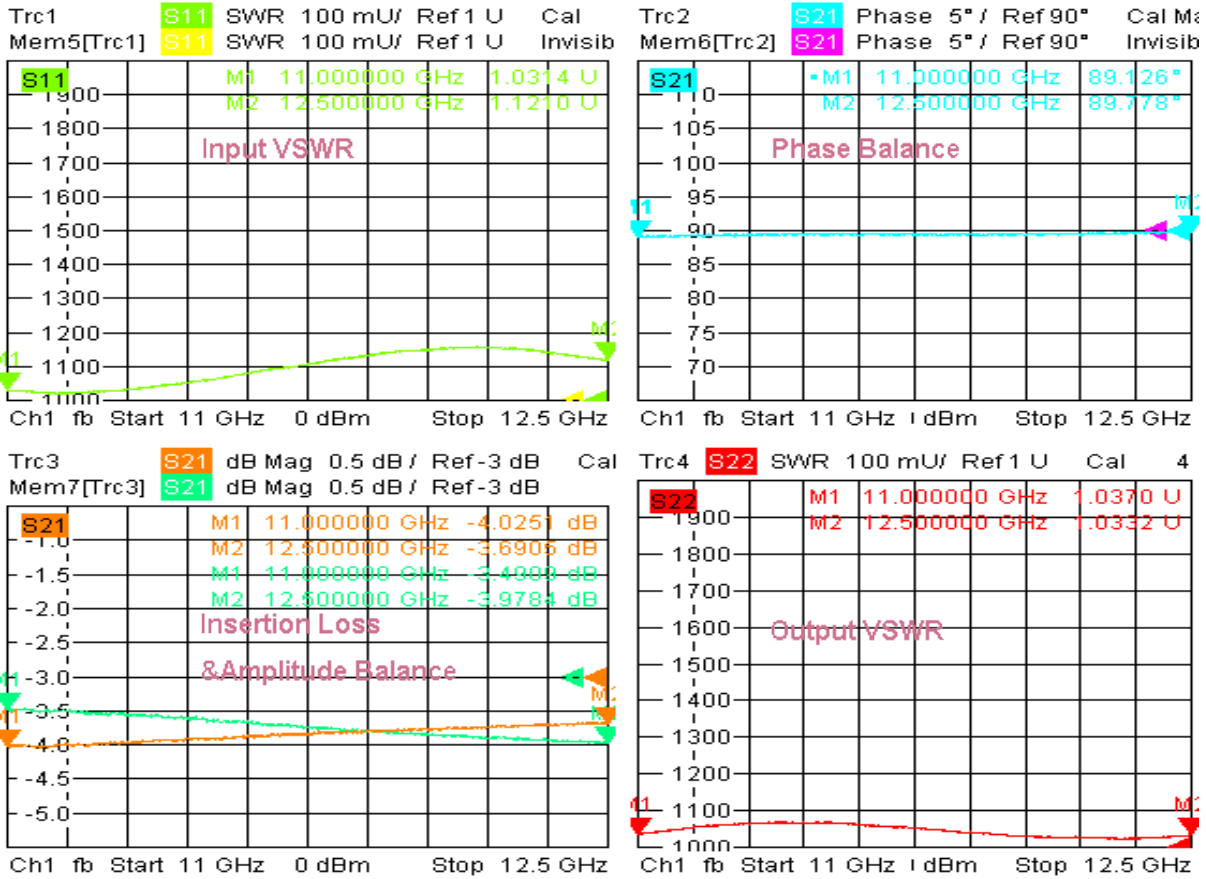


8/12/2020, 4:53 PM



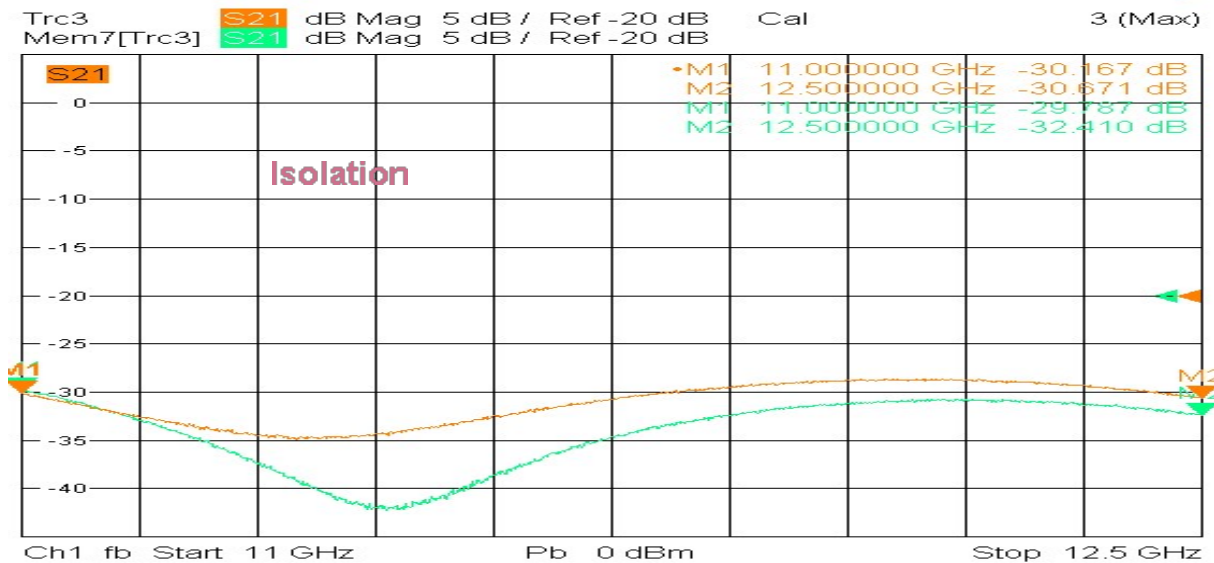
Typical Performance

2. Insertion Loss, Amplitude & Phase Balance, VSWR



8/12/2020, 4:54 PM

3. Isolation



8/12/2020, 4:55 PM

