

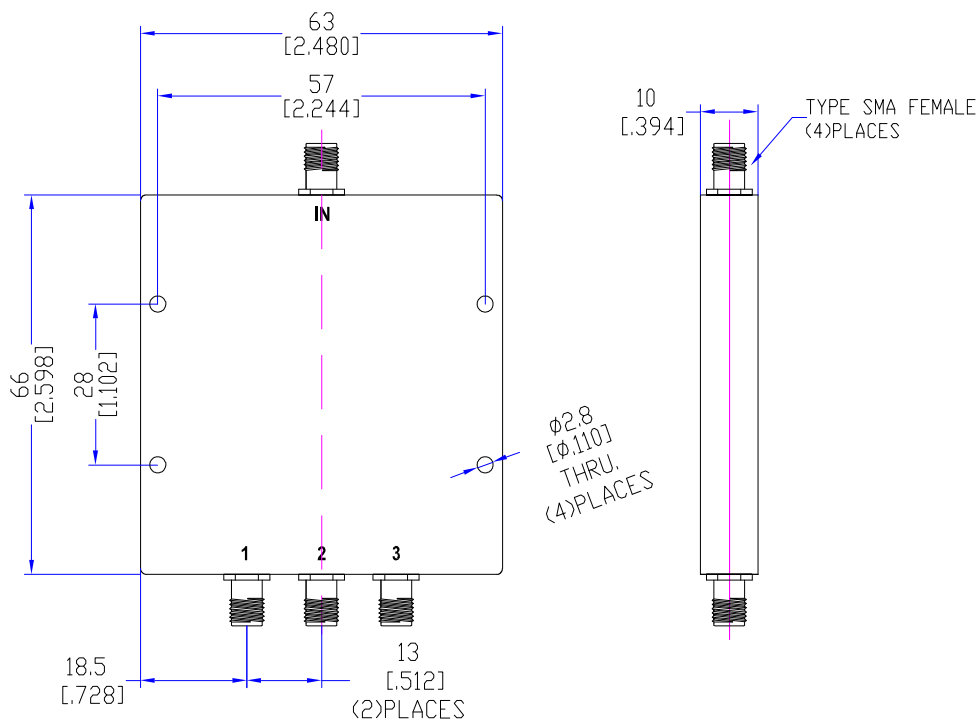
Model TPD0520A3

Features

Excellent phase& amplitude balance
 Low Insertion Loss& VSWR
 High Isolation

Technical Data Sheet			
Frequency Range	0.5~2.0GHz	Finish	Painted Blue_ RAL #5007
Insertion Loss	≤0.7dB (Above 4.78dB Split)	Connector Body	Brass, Tri-Alloy Plate
VSWR	Input ≤1.30:1 Output ≤1.25:1	Housing	Aluminum, 6061 T6 Clear Chem Conversion Film
Isolation	≥18dB	Connector Pin	Beryllium Copper, Gold Plate
Amplitude Balance	≤±0.3dB	Solder	Lead Free, RoHS Compliant
Phase Balance	≤±3°	Operating Temperature	-55~+85°C
¹ Power Handling	Forward ≤30Watt; Reversed ≤1Watt	Operating Humidity	Up to 95%,Non- Condensing
Impedance	50Ω	Weight	80g
Port Connectors	SMA-Female		

¹Power Handling guaranteed when load's VSWR within 1.50:1.

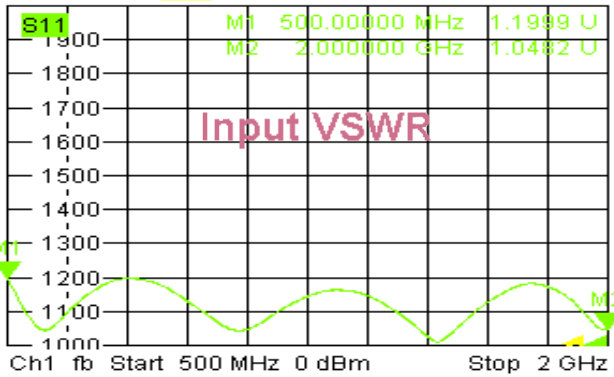


Typical Performance

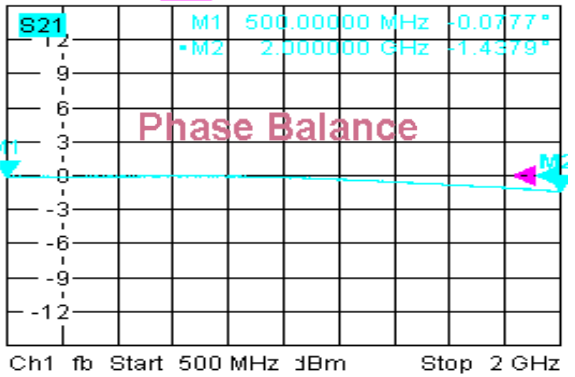
1. Insertion Loss, Amplitude &Phase Balance, VSWR



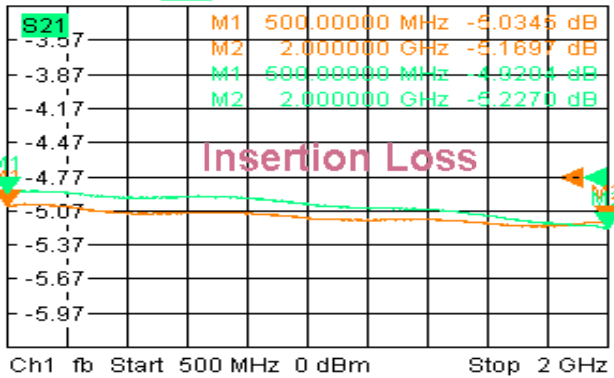
Trc1 Mem5[Trc1] **S11** SWR 100 mU/ Ref 1 U Cal Invisib



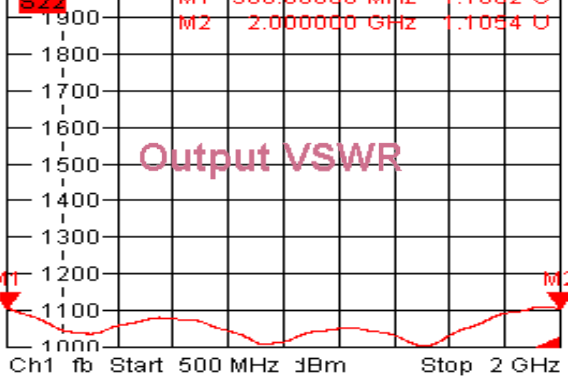
Trc2 Mem6[Trc2] **S21** Phase 3° / Ref 0° Cal Mat Invisib



Trc3 Mem7[Trc3] **S21** dB Mag 0.3 dB / Ref -4.77 dB



Trc4 **S22** SWR 100 mU/ Ref 1 U Cal 4

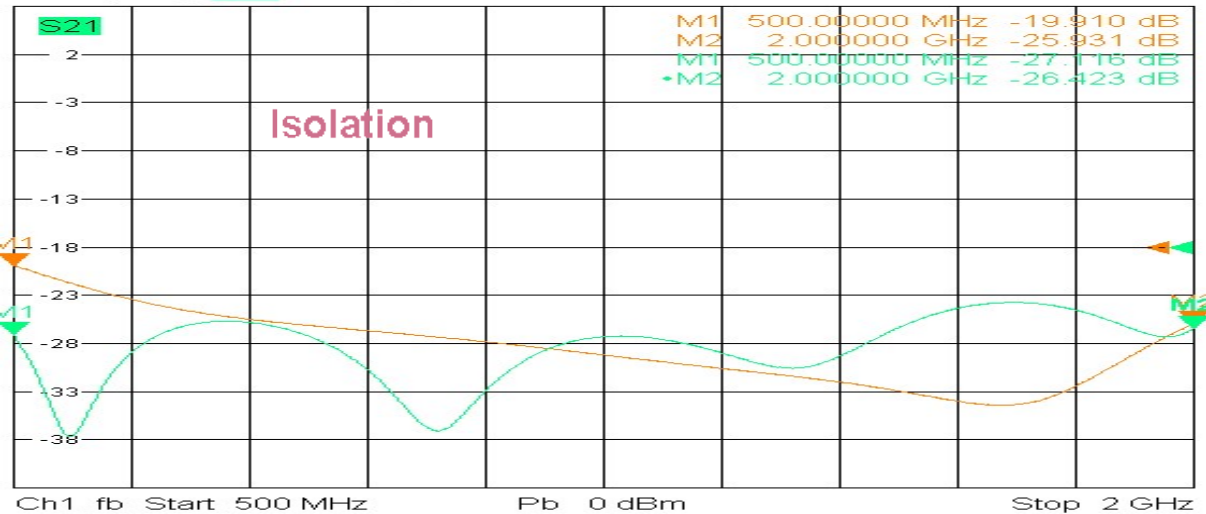


4/15/2019, 11:27 PM

2. Isolation



Trc3 Mem7[Trc3] **S21** dB Mag 5 dB / Ref -18 dB Cal 3 (Max)



4/15/2019, 11:26 PM

