

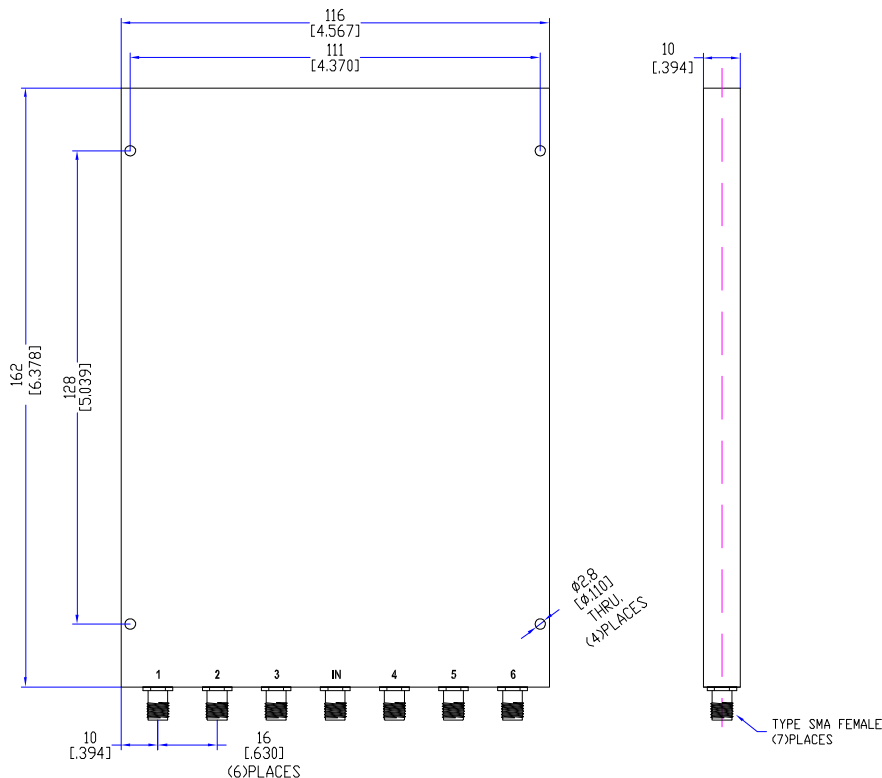
Model TPD0760A6

Features

Excellent phase & amplitude balance
 Low Insertion Loss & VSWR
 High Isolation

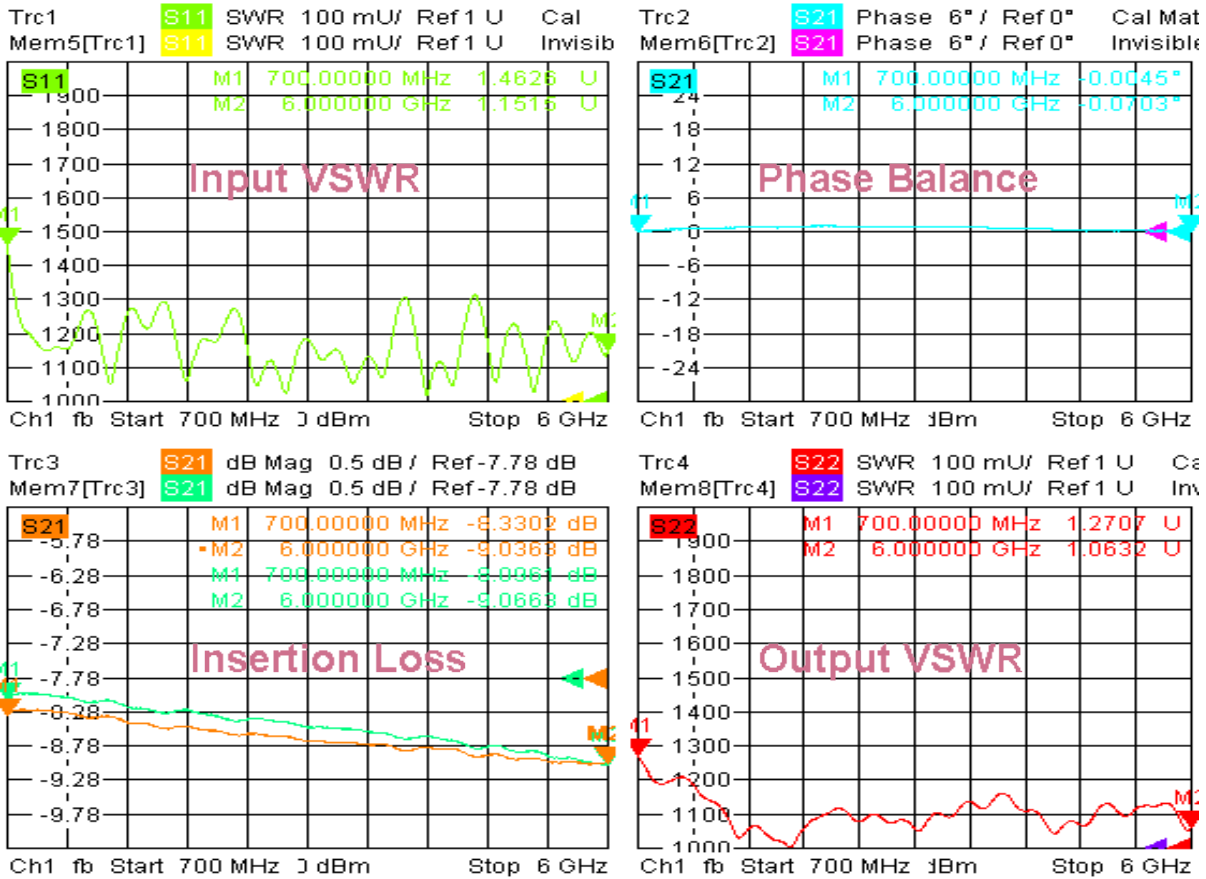
Technical Data Sheet			
Frequency Range	0.7~6GHz	Finish	Painted Blue_ RAL #5007
Insertion Loss	≤1.7dB (Above 7.78dB Split)	Connector Body	Brass, Tri-Alloy Plate
VSWR	Input ≤1.50:1 Output ≤1.40:1	Housing	Aluminum, 6061 T6 Clear Chem Conversion Film
Isolation	≥18dB	Connector Pin	Beryllium Copper, Gold Plate
Amplitude Balance	≤±0.5dB	Solder	Lead Free, RoHS Compliant
Phase Balance	≤±6°	Operating Temperature	-55~+85°C
¹ Power Handling	Forward ≤30Watt; Reversed ≤2Watt	Operating Humidity	Up to 95%, Non-Condensing
Impedance	50Ω	Weight	410g
Port Connectors	SMA-Female		

¹Power Handling guaranteed when load's VSWR within 1.50:1.



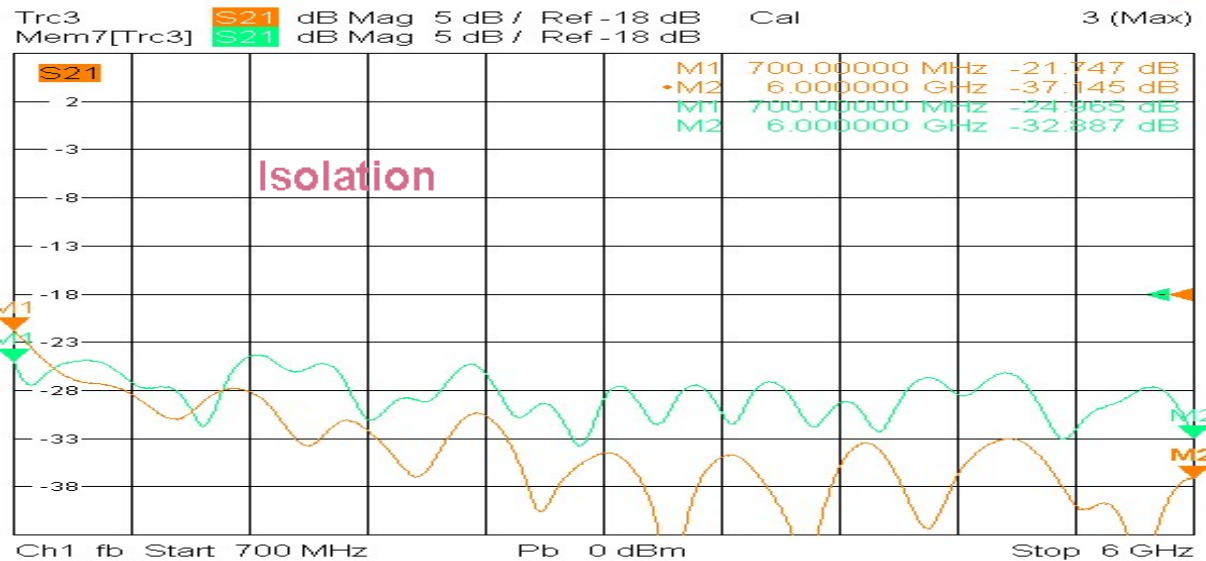
Typical Performance

1. Insertion Loss, Amplitude &Phase Balance, VSWR



8/3/2020, 9:47 AM

2. Isolation



8/3/2020, 10:33 AM

