

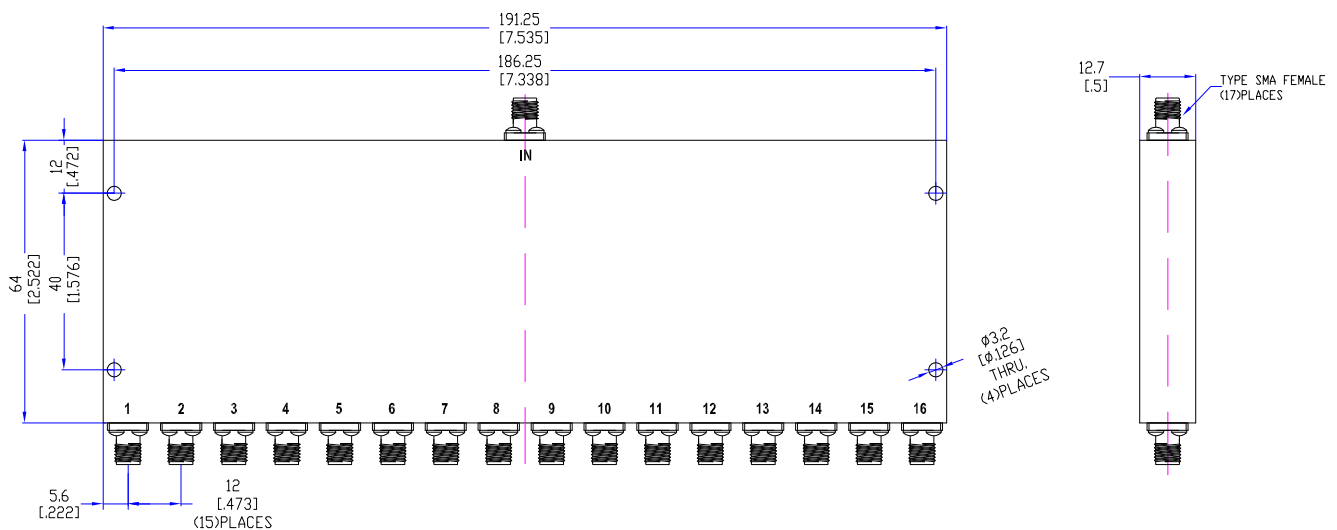
## Model TPD60180A16

### Features

Excellent phase& amplitude balance  
Low Insertion Loss& VSWR  
High Isolation

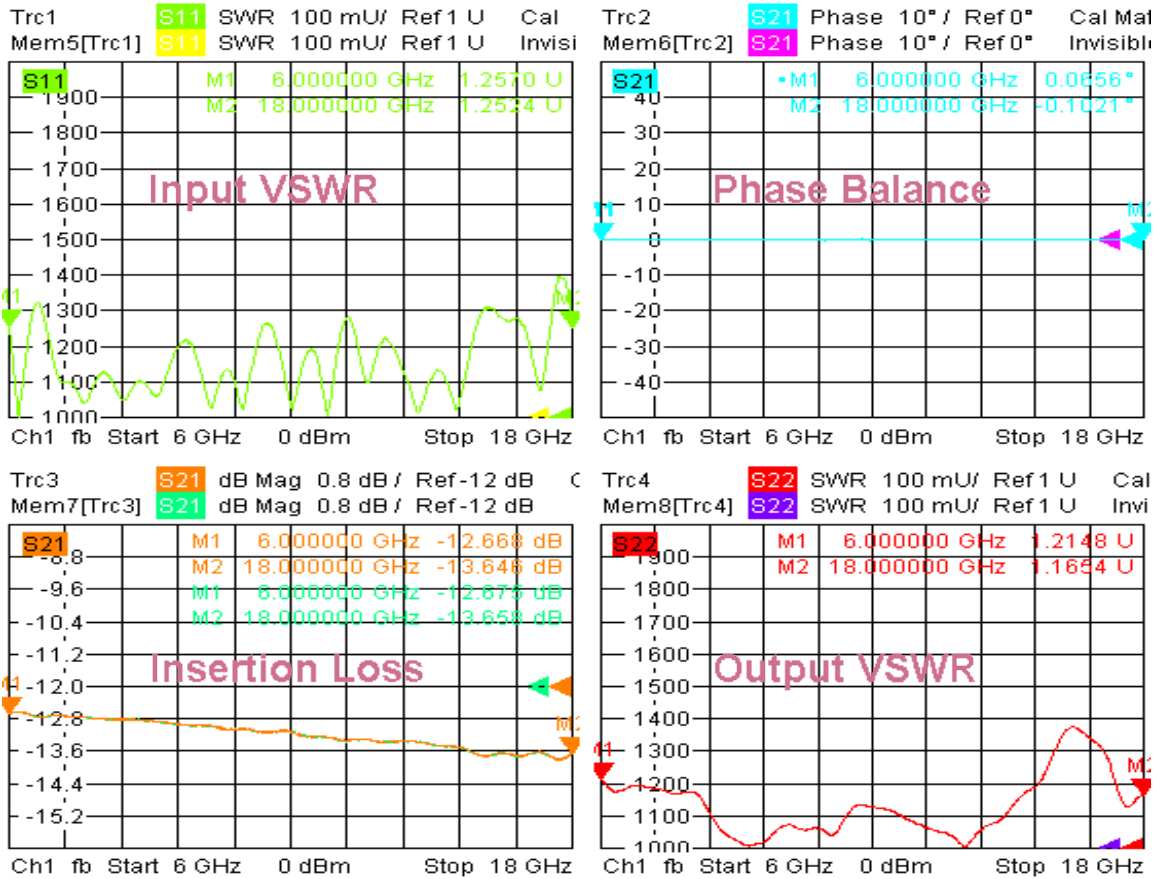
Technical Data Sheet			
Frequency Range	6~18GHz	Finish	Painted Blue_ RAL #5007
Insertion Loss	≤2.7dB (Above 12.04dB Split)	Connector Body	Passivated Stainless Steel
VSWR	Input ≤1.60:1 Output ≤1.50:1	Housing	Aluminum, 6061 T6 Clear Chem Conversion Film
Isolation	≥17dB	Connector Pin	Beryllium Copper, Gold Plate
Amplitude Balance	≤±0.8dB	Solder	Lead Free, RoHS Compliant
Phase Balance	≤±10°	Operating Temperature	-55~+85°C
<sup>1</sup> Power Handling	Forward ≤30Watt; Reversed ≤1Watt	Operating Humidity	Up to 95%, Non- Condensing
Impedance	50Ω	Weight	450g
Port Connectors	SMA-Female		

<sup>1</sup>Power Handling guaranteed when load's VSWR within 1.50:1.



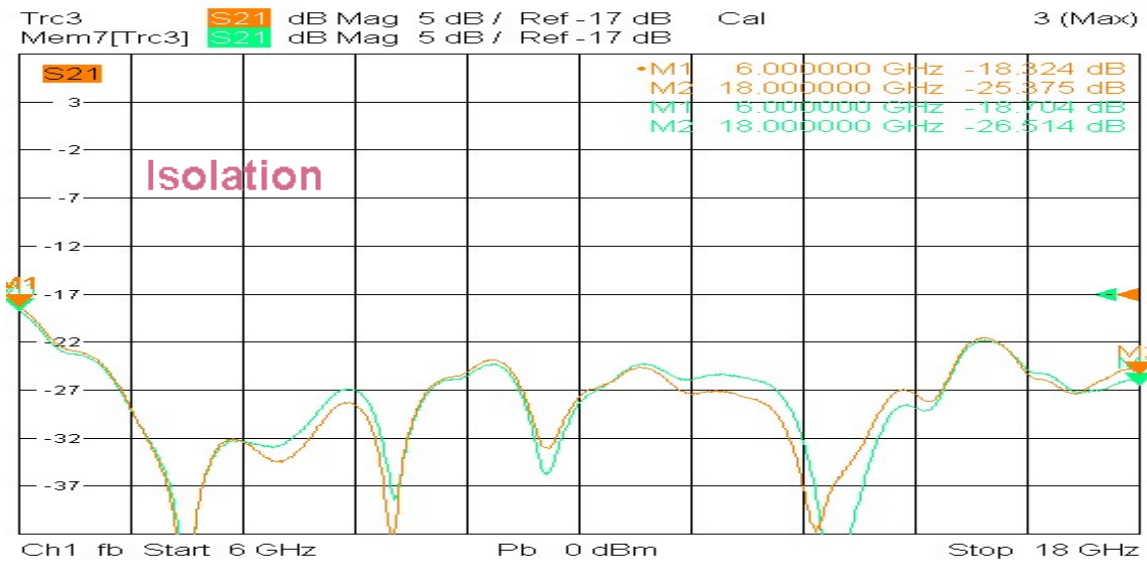
## Typical Performance

### 1. Insertion Loss, Amplitude &Phase Balance, VSWR



8/18/2020, 12:00 PM

### 2. Isolation



8/18/2020, 11:58 AM

