

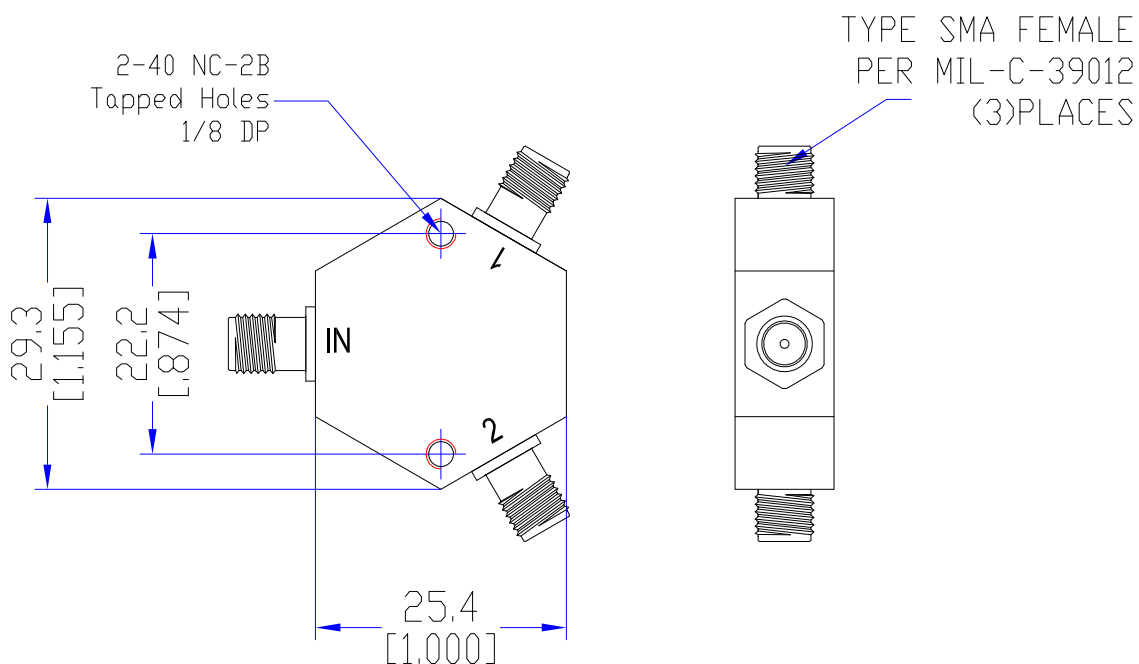
## Model TPD0040A2

### Features

Excellent phase& amplitude balance  
Low Insertion Loss& VSWR  
High Isolation

Technical Data Sheet			
Frequency Range	DC~4.0GHz	Finish	Painted Blue_ RAL #5007
Insertion Loss	≤1.7dB (Above 6.02dB Split)	Connector Body	Brass, Tri-Alloy Plate
VSWR	Input ≤1.30:1 Output ≤1.30:1	Housing	Aluminum, 6061 T6 Clear Chem Conversion Film
Isolation	-----	Connector Pin	Beryllium Copper, Gold Plate
Amplitude Balance	≤±0.3dB	Solder	Lead Free, RoHS Compliant
Phase Balance	≤±3°	Operating Temperature	-55~+85°C
<sup>1</sup> Power Handling	Forward ≤2Watt; Reversed ≤2Watt	Operating Humidity	Up to 95%,Non- Condensing
Impedance	50Ω	Weight	20g
Port Connectors	SMA-Female		

<sup>1</sup>Power Handling guaranteed when load's VSWR within 1.50:1.

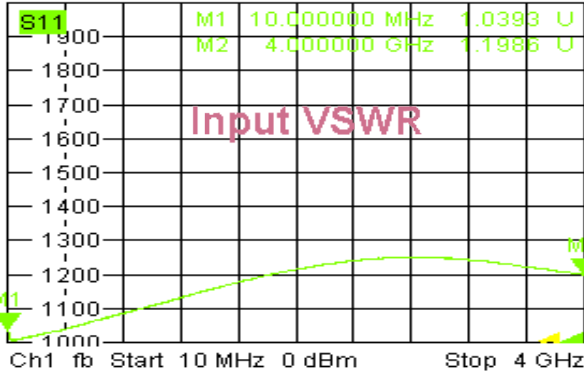


## Typical Performance

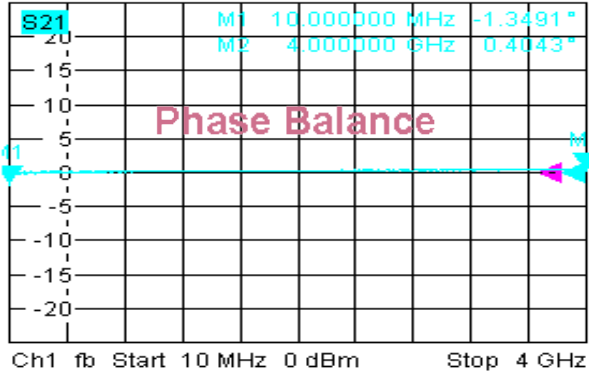
### 1. Insertion Loss, Amplitude &Phase Balance, VSWR



Trc1 Mem5[Trc1] S11 SWR 100 mU/ Ref1 U Cal Invis



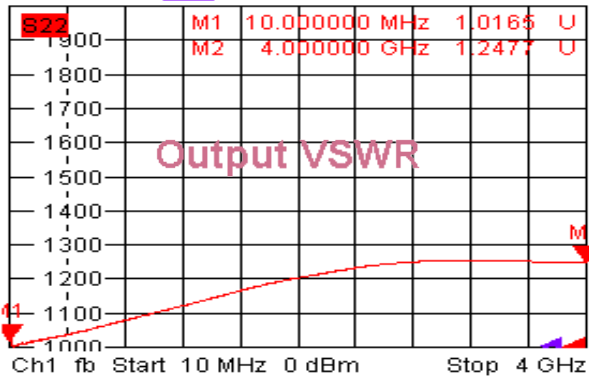
Trc2 Mem6[Trc2] S21 Phase 5° / Ref0° Cal Math Invisible



Trc3 Mem7[Trc3] S21 dB Mag 0.5 dB / Ref-6 dB C



Trc4 Mem8[Trc4] S22 SWR 100 mU/ Ref1 U Cal Invis



9/16/2020, 10:22 AM

