

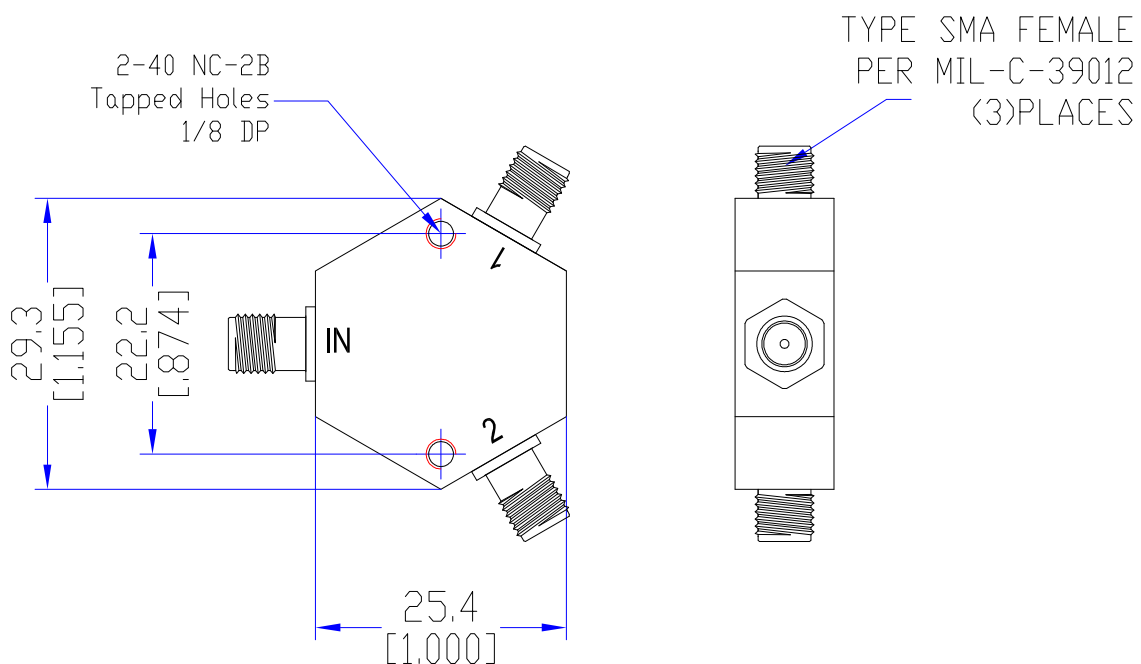
Model TPD0060A2

Features

Excellent phase & amplitude balance
 Low Insertion Loss & VSWR
 High Isolation

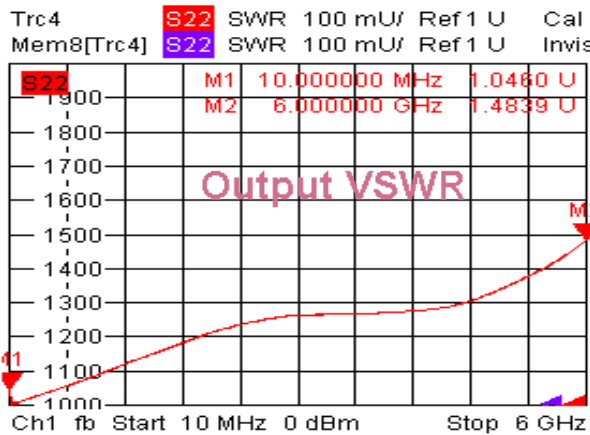
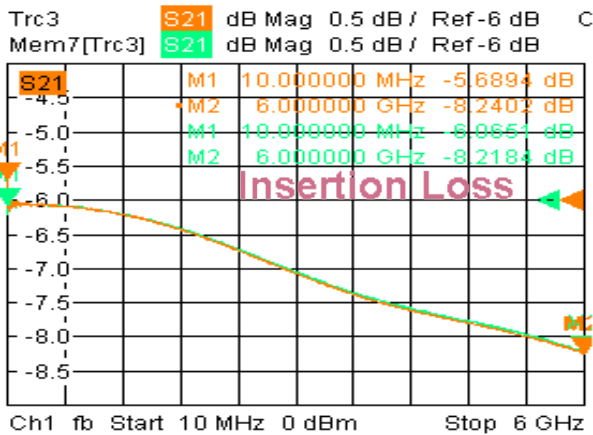
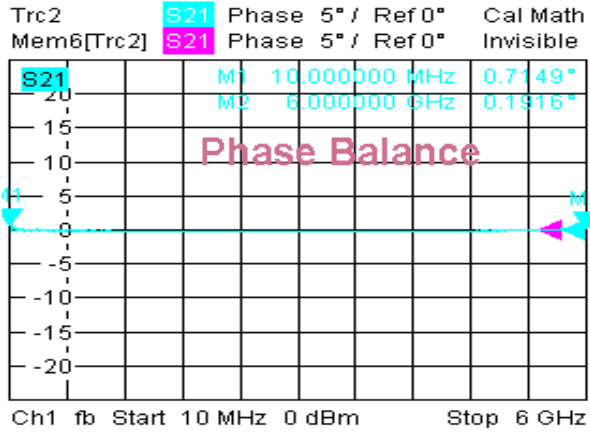
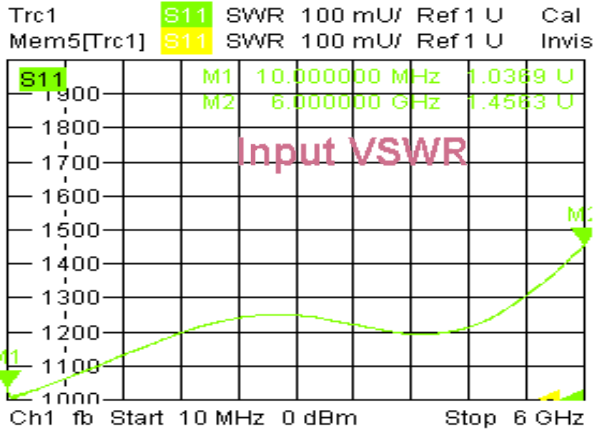
| Technical Data Sheet | | | |
|-----------------------------|------------------------------------|-----------------------|---|
| Frequency Range | DC~6.0GHz | Finish | Painted Blue_ RAL #5007 |
| Insertion Loss | ≤2.5dB (Above 6.02dB Split) | Connector Body | Brass, Tri-Alloy Plate |
| VSWR | Input ≤1.50:1 Output ≤1.50:1 | Housing | Aluminum, 6061 T6 Clear Chem Conversion Film |
| Isolation | ----- | Connector Pin | Beryllium Copper, Gold Plate |
| Amplitude Balance | ≤±0.5dB | Solder | Lead Free, RoHS Compliant |
| Phase Balance | ≤±5° | Operating Temperature | -55~+85°C |
| ¹ Power Handling | Forward ≤2Watt; Reversed ≤2Watt | Operating Humidity | Up to 95%, Non- Condensing |
| Impedance | 50Ω | Weight | 20g |
| Port Connectors | SMA-Female | | |

¹Power Handling guaranteed when load's VSWR within 1.50:1.



Typical Performance

1. Insertion Loss, Amplitude &Phase Balance, VSWR



9/16/2020, 10:24 AM

