

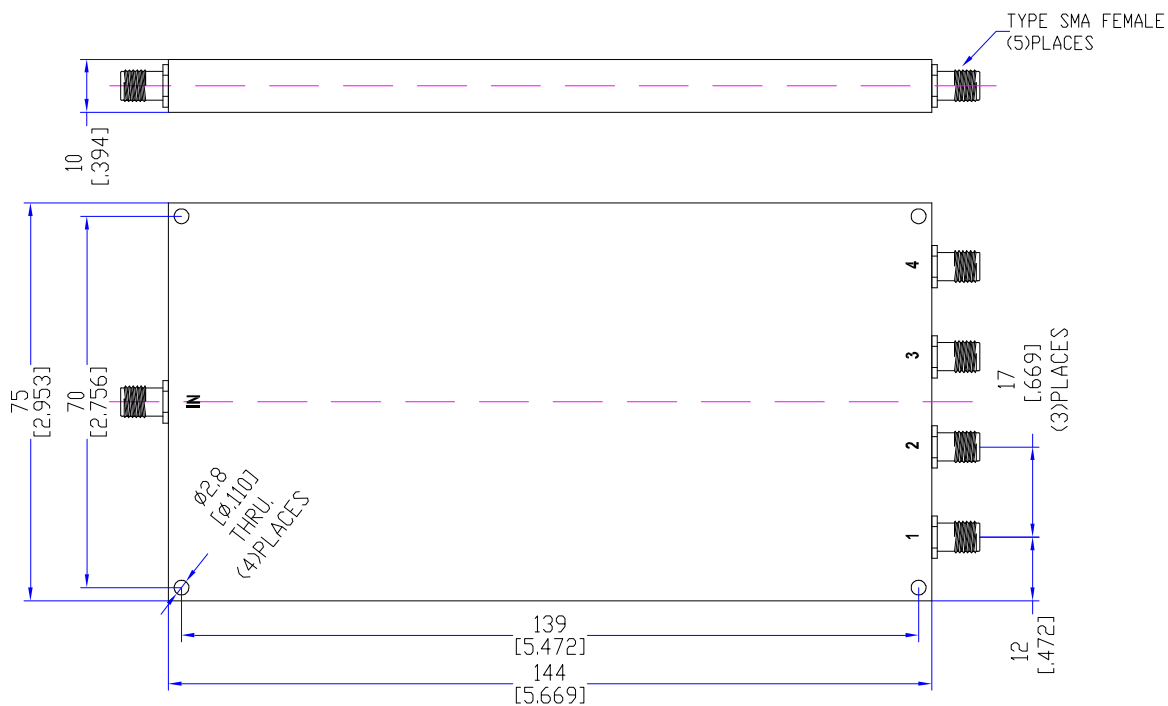
Model TPD0540A4

Features

Excellent phase& amplitude balance
Low Insertion Loss& VSWR
High Isolation

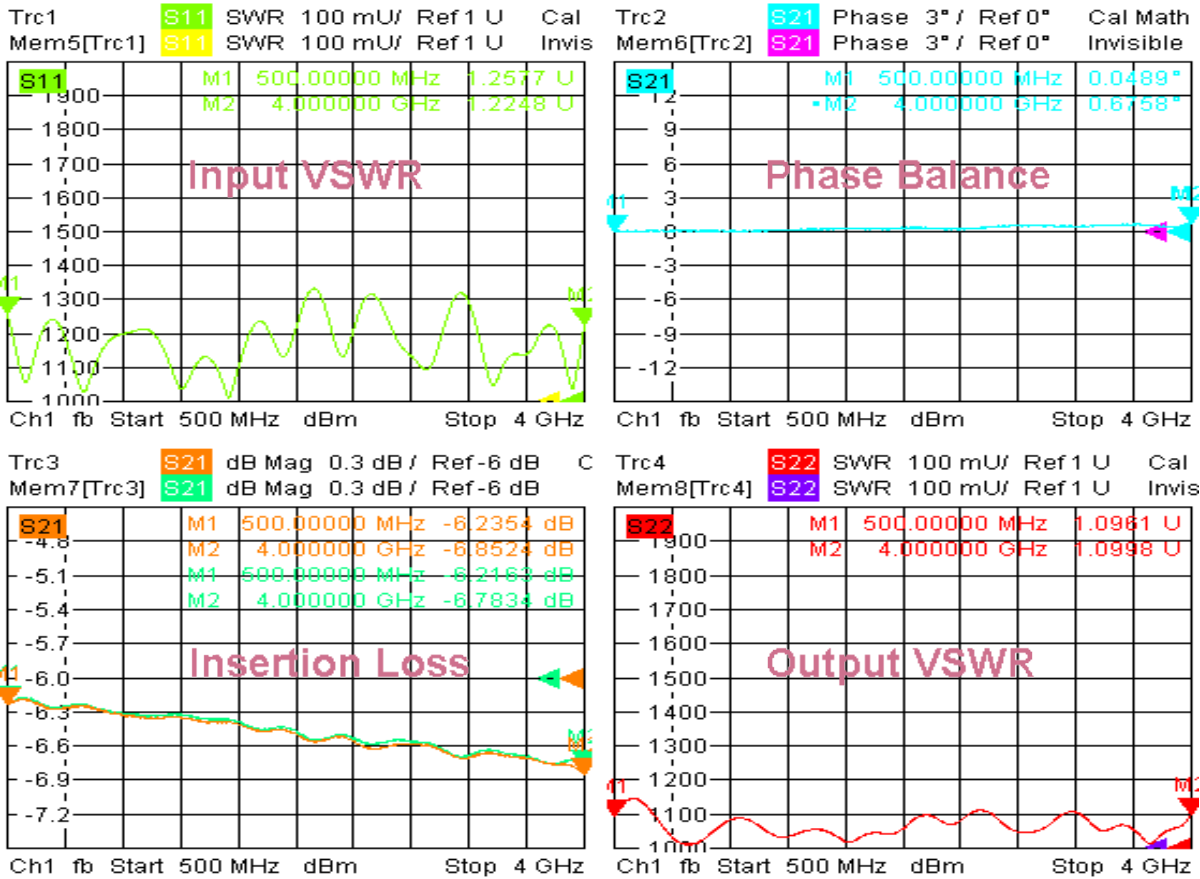
Technical Data Sheet			
Frequency Range	0.5~4.0GHz	Finish	Painted Blue_ RAL #5007
Insertion Loss	≤1.2dB (Above 6.02dB Split)	Connector Body	Brass, Tri-Alloy Plate
VSWR	Input ≤1.40:1 Output ≤1.30:1	Housing	Aluminum, 6061 T6 Clear Chem Conversion Film
Isolation	≥18dB	Connector Pin	Beryllium Copper, Gold Plate
Amplitude Balance	≤±0.3dB	Solder	Lead Free, RoHS Compliant
Phase Balance	≤±3°	Operating Temperature	-55~+85°C
¹ Power Handling	Forward ≤50Watt; Reversed ≤5Watt	Operating Humidity	Up to 95%, Non- Condensing
Impedance	50Ω	Weight	260g
Port Connectors	SMA-Female		

¹Power Handling guaranteed when load's VSWR within 1.50:1.



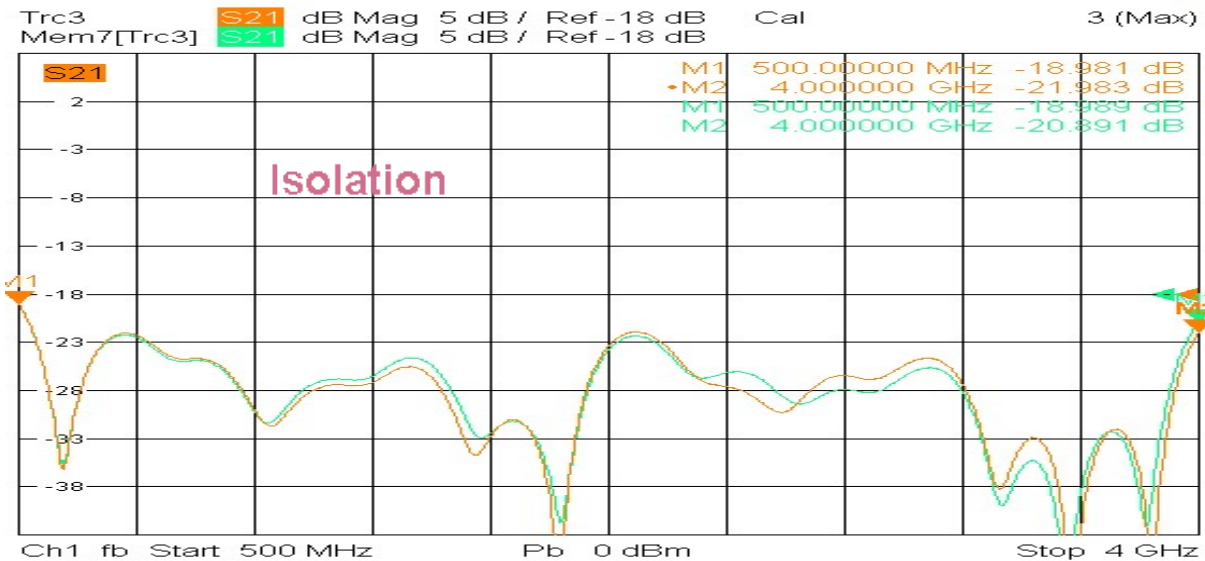
Typical Performance

1. Insertion Loss, Amplitude &Phase Balance, VSWR



9/21/2020, 10:46 AM

2. Isolation



9/21/2020, 10:45 AM

