

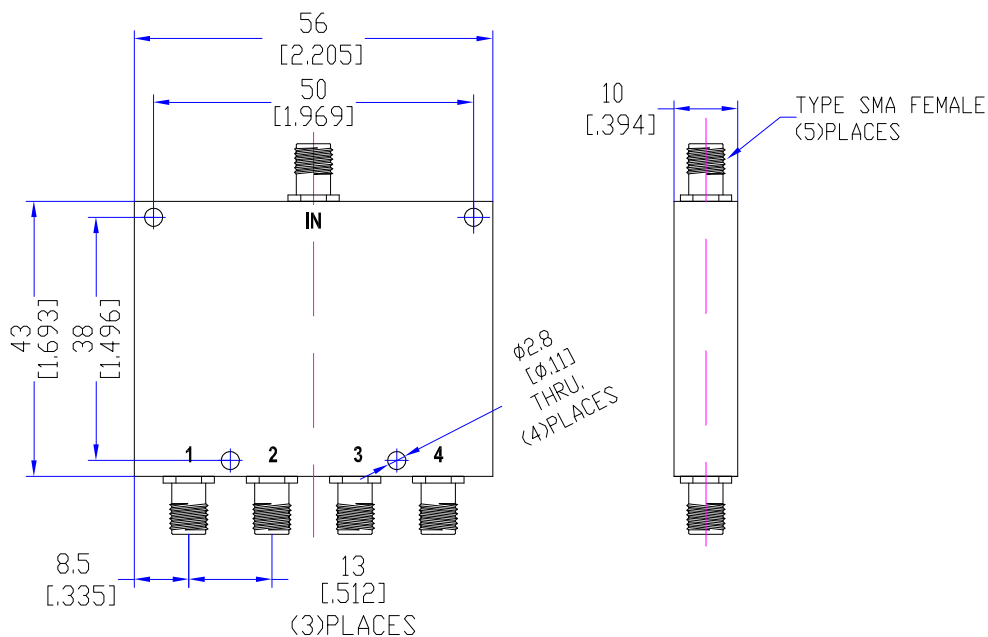
Model TPD1040A4

Features

- Excellent phase& amplitude balance
- Low Insertion Loss& VSWR
- High Isolation

Technical Data Sheet			
Frequency Range	1~4GHz	Finish	Painted Blue_ RAL #5007
Insertion Loss	≤0.8dB (Above 6.02dB Split)	Connector Body	Brass, Tri-Alloy Plate
VSWR	Input ≤1.30:1 Output ≤1.20:1	Housing	Aluminum, 6061 T6 Clear Chem Conversion Film
Isolation	≥20dB	Connector Pin	Beryllium Copper, Gold Plate
Amplitude Balance	≤±0.3dB	Solder	Lead Free, RoHS Compliant
Phase Balance	≤±3°	Operating Temperature	-55~+85°C
¹ Power Handling	Forward ≤30Watt; Reversed ≤1Watt	Operating Humidity	Up to 95%, Non- Condensing
Impedance	50Ω	Weight	55g
Port Connectors	SMA-Female		

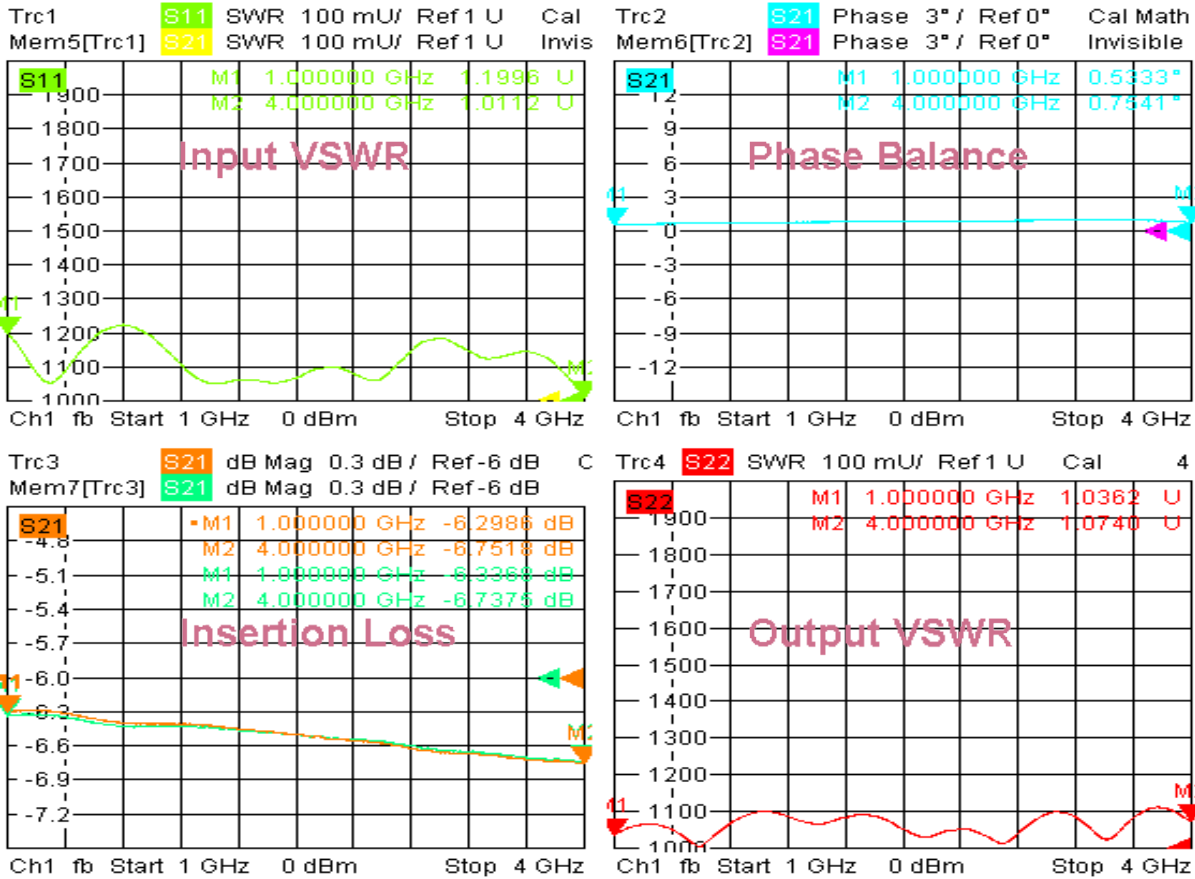
¹Power Handling guaranteed when load's VSWR within 1.50:1.



Typical Performance

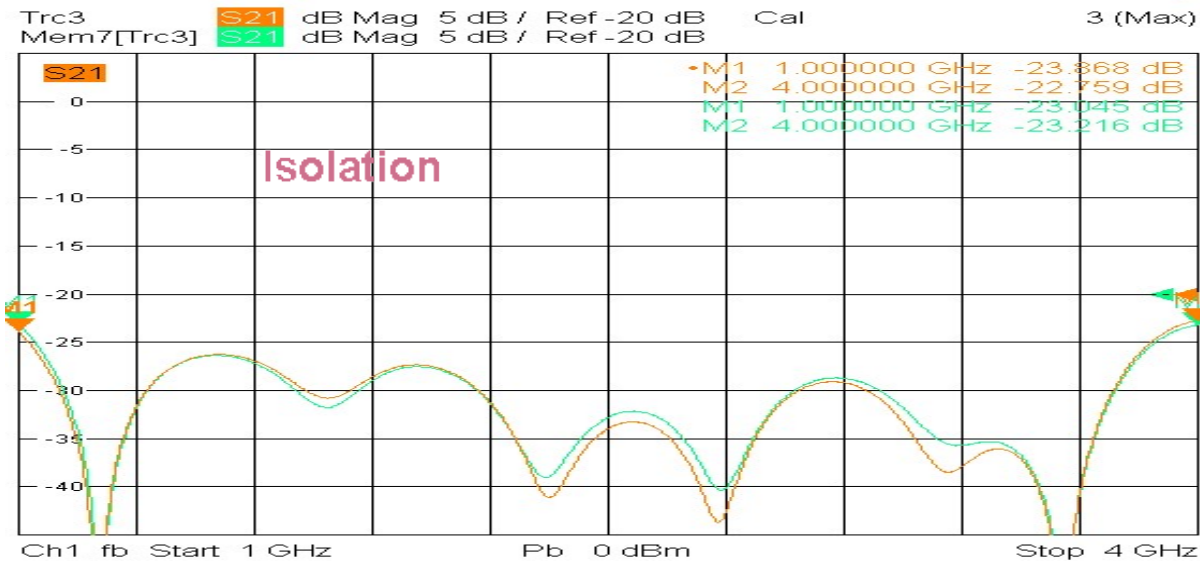


1. Insertion Loss, Amplitude & Phase Balance, VSWR



11/6/2018, 9:49 AM

2. Isolation



11/6/2018, 9:36 AM

