

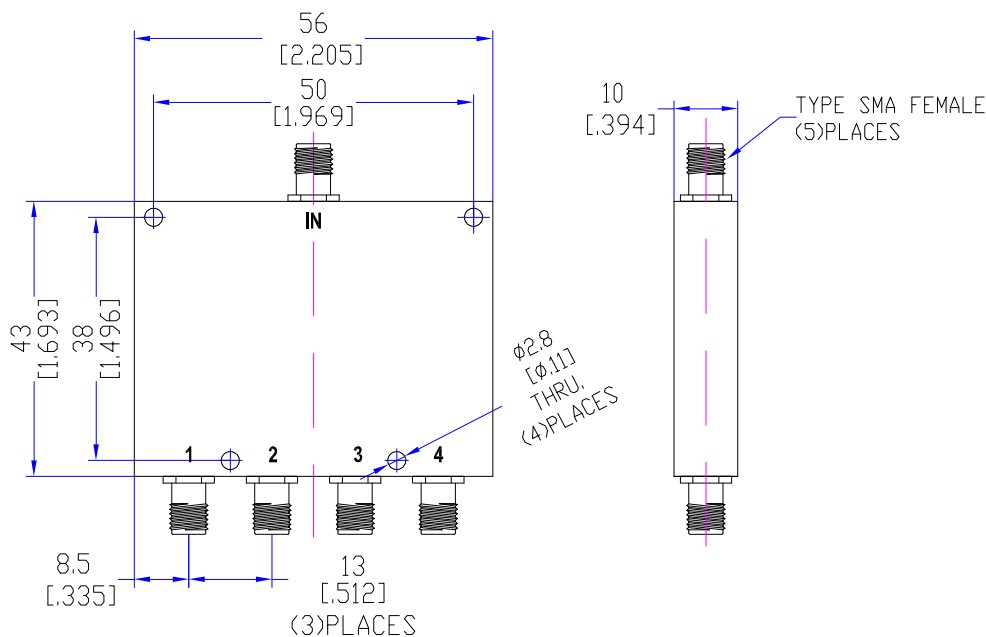
Model TPD1218A4

Features

Excellent phase& amplitude balance
 Low Insertion Loss& VSWR
 High Isolation

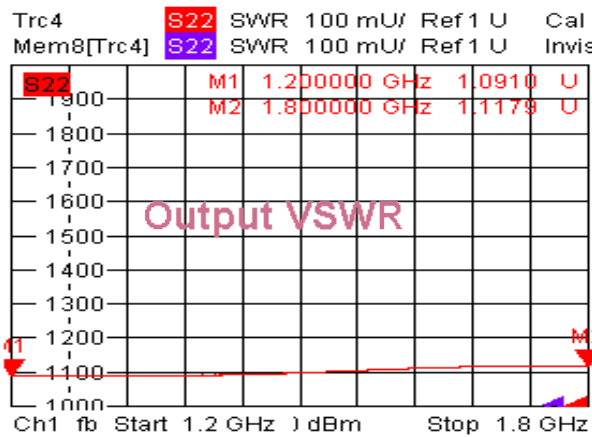
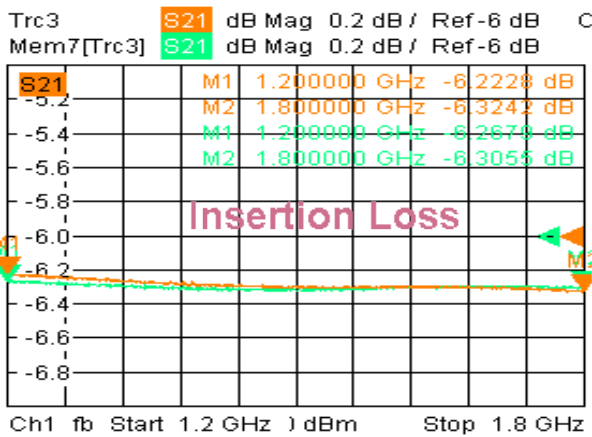
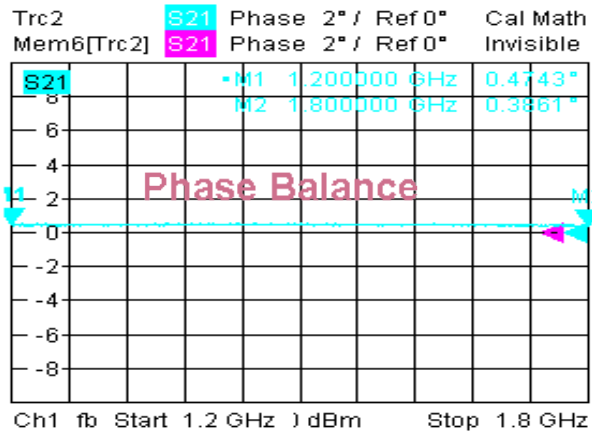
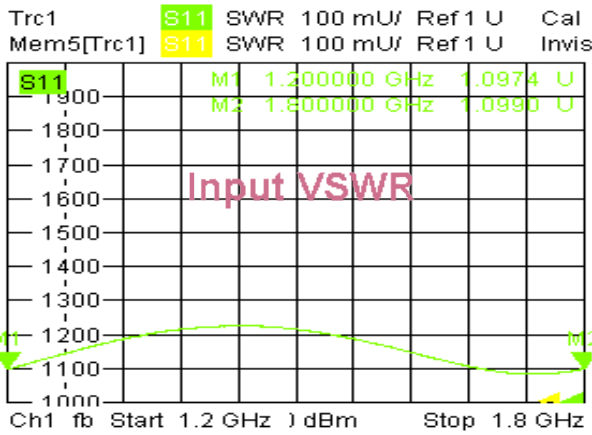
Technical Data Sheet			
Frequency Range	1.2~1.8GHz	Finish	Painted Blue_ RAL #5007
Insertion Loss	≤0.6dB (Above 6.02dB Split)	Connector Body	Brass, Tri-Alloy Plate
VSWR	Input ≤1.25:1 Output ≤1.20:1	Housing	Aluminum, 6061 T6 Clear Chem Conversion Film
Isolation	≥22dB	Connector Pin	Beryllium Copper, Gold Plate
Amplitude Balance	≤±0.2dB	Solder	Lead Free, RoHS Compliant
Phase Balance	≤±2°	Operating Temperature	-55~+85°C
¹ Power Handling	Forward ≤30Watt; Reversed ≤1Watt	Operating Humidity	Up to 95%, Non- Condensing
Impedance	50Ω	Weight	55g
Port Connectors	SMA-Female		

¹Power Handling guaranteed when load's VSWR within 1.50:1.



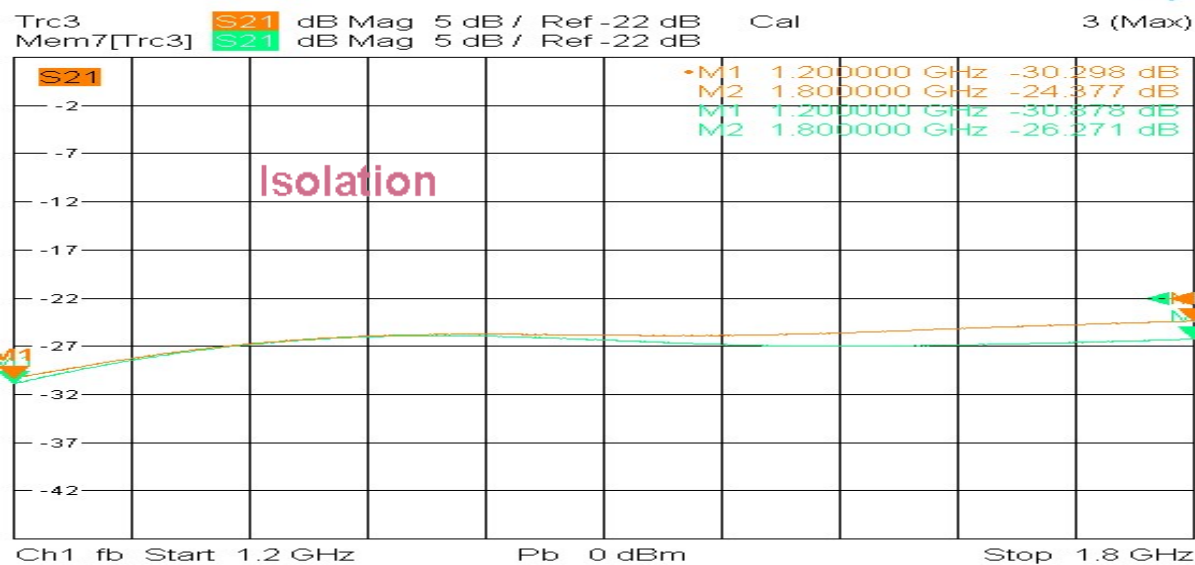
Typical Performance

1. Insertion Loss, Amplitude &Phase Balance, VSWR



9/21/2020, 11:43 AM

2. Isolation



9/21/2020, 11:45 AM

