

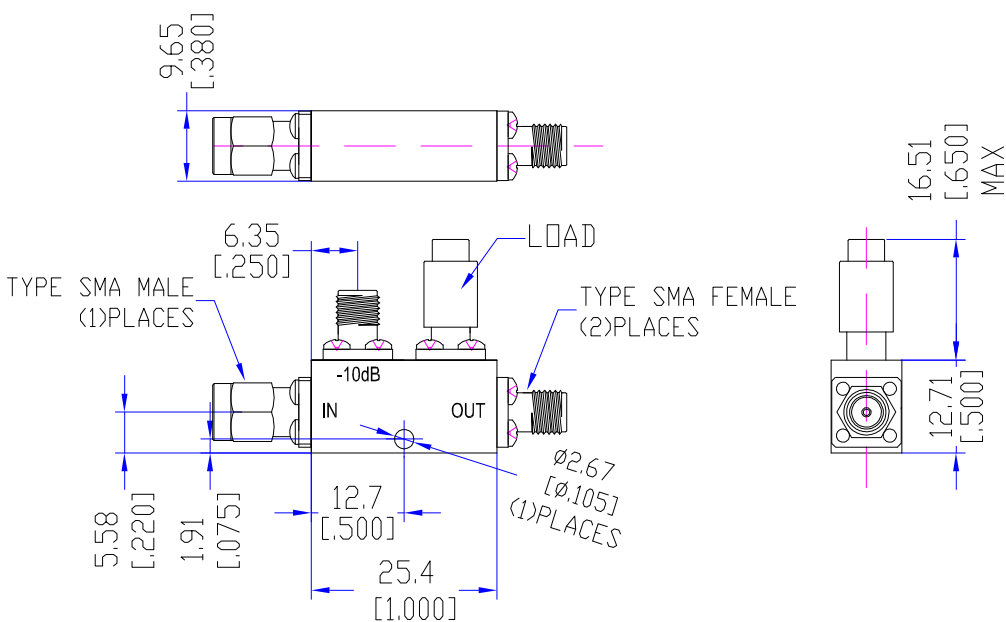
Model TDC70124A10AM

Features

Low VSWR
High Directivity
Broadband & Miniature Size

Technical Data Sheet			
Frequency Range	7~12.4GHz	Finish	Painted Blue_ RAL #5007
Insertion Loss	≤0.45dB (Excl. Coupling Loss 0.46dB)	Connector Body	Passivated Stainless Steel
Coupling Factor	≤10±1.0dB	Housing	Aluminum, 6061 T6 Clear Chem Conversion Film
Coupling Sensitivity	≤±0.5dB	Connector Pin	Beryllium Copper, Gold Plate
Directivity	≥17dB	Solder	Lead Free, RoHS Compliant
VSWR	Primary ≤1.30:1 Secondary ≤1.30:1	Operating Temperature	-55~+85°C
¹ Power Handling	Incident ≤50Watt; Reflected ≤2Watt	Operating Humidity	Up to 95%, Non- Condensing
Impedance	50Ω	Weight	40g
Port Connectors	Input: SMA-Male Others: SMA-Female		

¹Power Handling guaranteed when load's VSWR within 1.50:1.

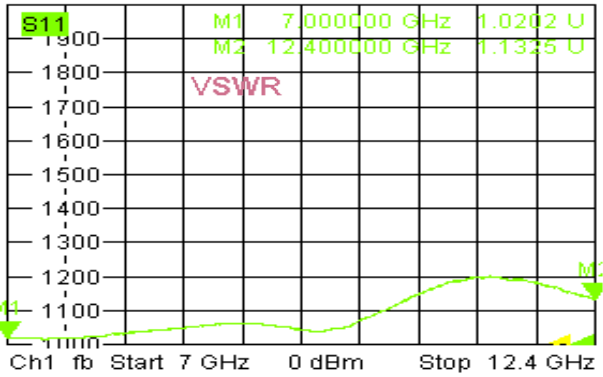


Typical Performance

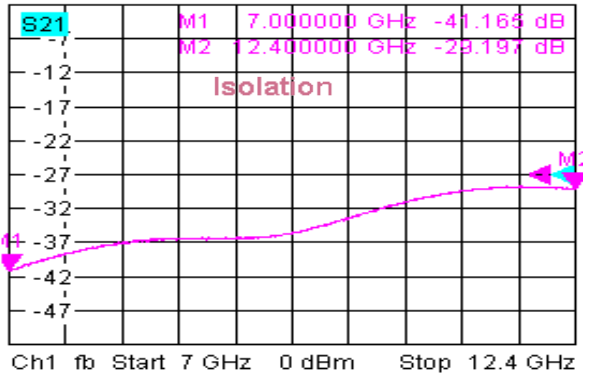
1. Coupling Factor & Sensitivity, Isolation, VSWR



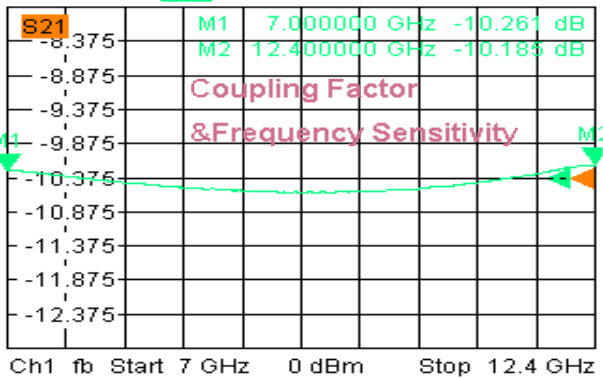
Trc1 Mem5[Trc1] **S11** SWR 100 mU/ Ref 1 U Cal Invisi



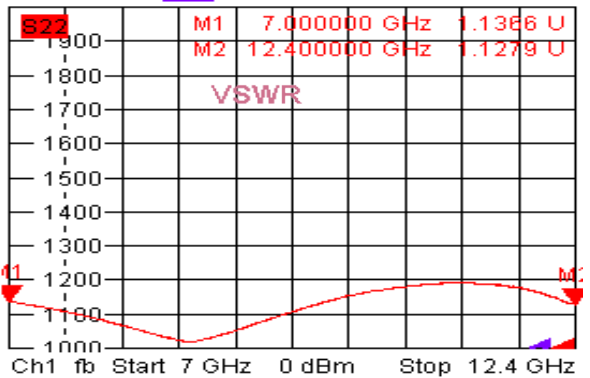
Trc2 Mem6[Trc2] **S21** dB Mag 5 dB / Ref -27 dB II



Trc3 Mem7[Trc3] **S21** dB Mag 0.5 dB / Ref -10.375 dE



Trc4 Mem8[Trc4] **S22** SWR 100 mU/ Ref 1 U Cal Invi

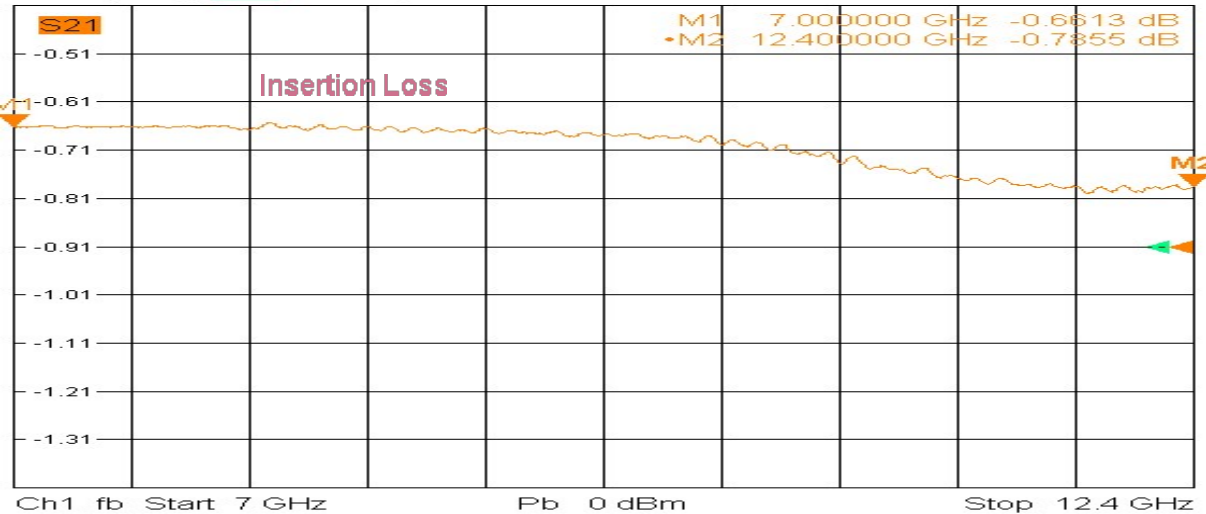


10/29/2020, 5:16 PM

2. Insertion Loss



Trc3 Mem7[Trc3] **S21** dB Mag 0.1 dB / Ref -0.91 dB Cal Smo Invisible 3 (Max)



10/29/2020, 5:20 PM

