

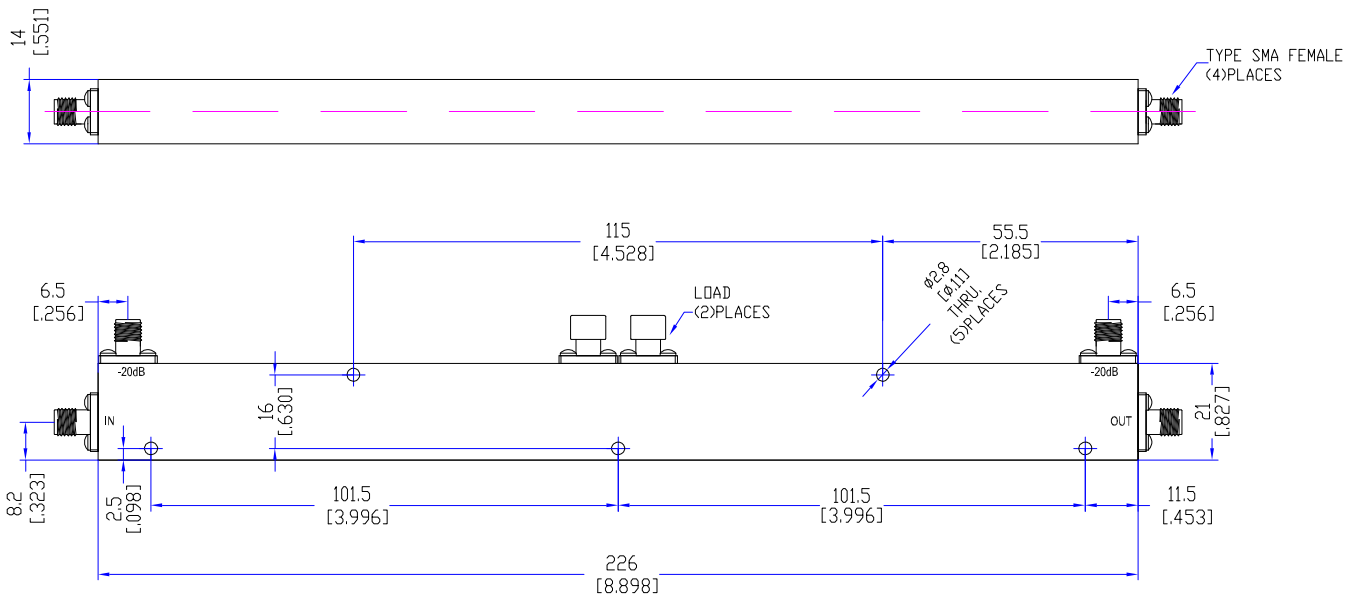
Model TDC05180A20DA

Features

Low VSWR
High Directivity
Broadband & Miniature Size

Technical Data Sheet			
Frequency Range	0.5~18GHz	Finish	Painted Blue_ RAL #5007
Insertion Loss	≤2.2dB (Excl. Coupling Loss 0.08dB)	Connector Body	Passivated Stainless Steel
Coupling Factor	≤20±1.0dB	Housing	Aluminum, 6061 T6 Clear Chem Conversion Film
Coupling Sensitivity	≤±1.0dB	Connector Pin	Beryllium Copper, Gold Plate
Directivity	≥12dB	Solder	Lead Free, RoHS Compliant
VSWR	Primary ≤1.50:1 Secondary ≤1.50:1	Operating Temperature	-55~+85°C
¹ Power Handling	Incident ≤30Watt; Reflected ≤30Watt	Operating Humidity	Up to 95%, Non- Condensing
Impedance	50Ω	Weight	200g
Port Connectors	SMA-Female		

¹Power Handling guaranteed when load's VSWR within 1.50:1.

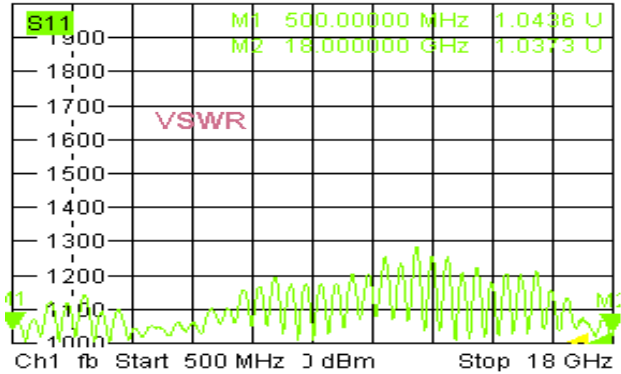


Typical Performance

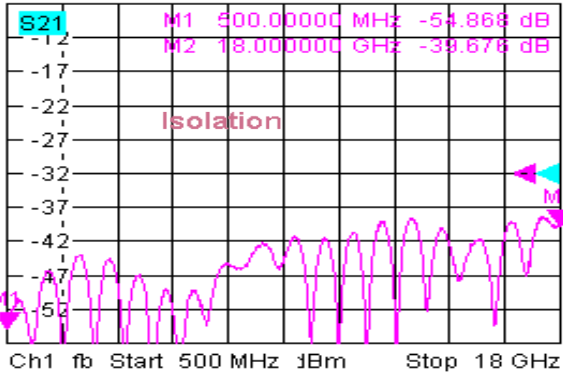
1. Coupling Factor & Sensitivity, Isolation, VSWR



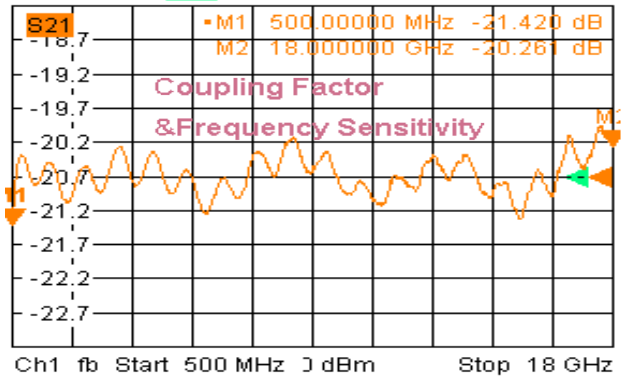
Trc1 Mem5[Trc1] S11 SWR 100 mU/ Ref 1 U Cal Invisib



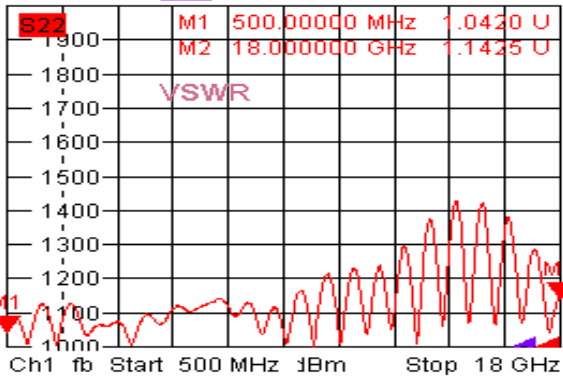
Trc2 Mem6[Trc2] S21 dB Mag 5 dB / Ref -32 dB



Trc3 Mem7[Trc3] S21 dB Mag 0.5 dB / Ref -20.7 dB



Trc4 Mem8[Trc4] S22 SWR 100 mU/ Ref 1 U Ca



2/3/2021, 1:14 PM

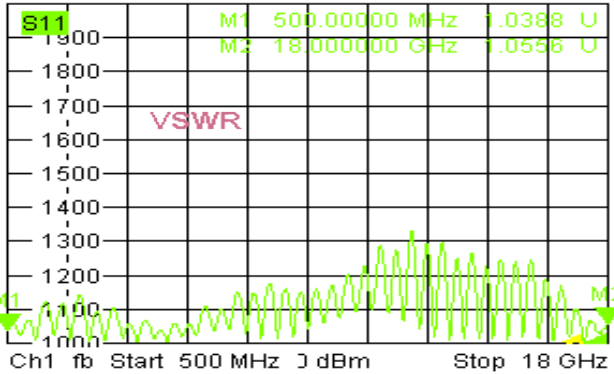


Typical Performance

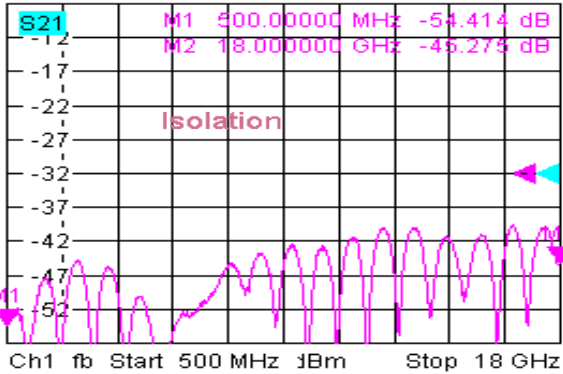
2. Coupling Factor & Sensitivity, Isolation, VSWR



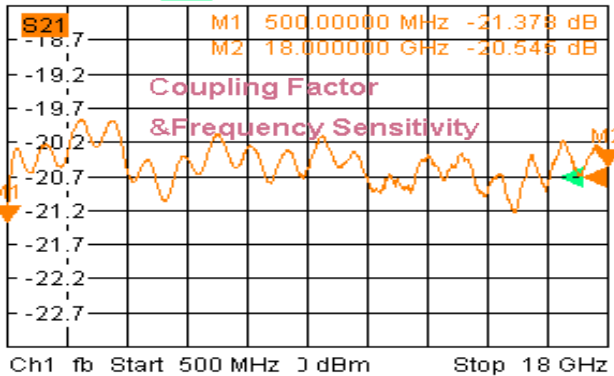
Trc1 Mem5[Trc1] S11 SWR 100 mU/ Ref 1 U Cal Invisib



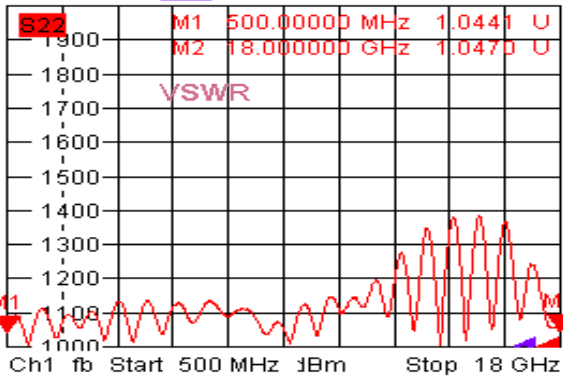
Trc2 Mem6[Trc2] S21 dB Mag 5 dB / Ref -32 dB



Trc3 Mem7[Trc3] S21 dB Mag 0.5 dB / Ref -20.7 dB



Trc4 Mem8[Trc4] S22 SWR 100 mU/ Ref 1 U Cal Invisib

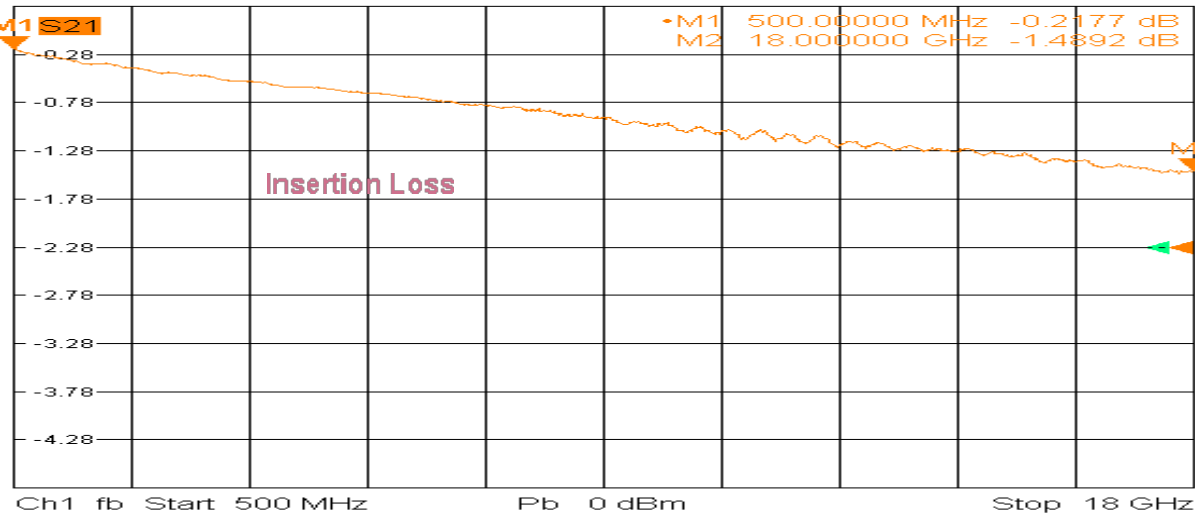


2/3/2021, 1:15 PM

3. Insertion Loss



Trc3 Mem7[Trc3] S21 dB Mag 0.5 dB / Ref -2.28 dB Cal Invisible 3 (Max)



2/3/2021, 1:15 PM

